
 **CHEVY** To us, it's pretty simple: Build vehicles that anyone would be proud to own, and put them within reach. We offer more models than Toyota or Honda with **30 MPG HIGHWAY OR BETTER!** We're backing our quality with the **BEST COVERAGE IN AMERICA**, which includes the 100,000 mile/5-year<sup>2</sup> transferable Powertrain Limited Warranty plus Roadside Assistance and Courtesy

Transportation Programs. We're filling our cars and trucks with the kind of thinking, features and craftsmanship you'd expect to pay a lot more for. This philosophy has earned us more **CONSUMERS DIGEST "BEST BUY"** awards for 2009 models<sup>3</sup> than any other brand. So owning a Chevy isn't just a source of transportation. It's a source of pride. **CHEVY.COM**



<sup>1</sup> Based on EPA estimates for 2010 Aveo Sedan, Aveo5, Cobalt, Cobalt XFE, Equinox FWD, HHR, HHR Panel and Malibu. <sup>2</sup> Whichever comes first. See dealer for details. <sup>3</sup> Models include Malibu, Traverse, Silverado 1500 and others. Visit [www.consumersdigest.com/award\\_page](http://www.consumersdigest.com/award_page) to see the full list of award-winning Chevy vehicles. <sup>4</sup> Limited availability.



2010 **CHEVY SILVERADO** 



## THE BEST COVERAGE IN AMERICA

The 2010 Silverado is backed by the 100,000 mile/5-year<sup>1</sup> transferable Powertrain Limited Warranty. That's 40,000 more miles than Ford or Toyota offers. Add in our Roadside Assistance and Courtesy Transportation Programs, and you have the best coverage in America.

## REAL TRUCK GEAR

Best Coverage in America.....	2
Critically Acclaimed .....	2
Surprising Efficiency .....	5
The Truck with Pull.....	6, 9
Legendary Capability .....	10-13
Everyday Utility .....	15
Surrounded by Safety.....	17
High-Tech Extras .....	18
Interior Comfort .....	21
Ready-for-Work Features.....	23
Off-Road Pedigree .....	25

## AMERICA'S BEST TRUCK.

We know pickup owners. One reason for that is we've been making dependable trucks for them for more than 90 years. They're why we're constantly striving to make Silverado the best truck in America. And people are taking notice. *U.S. News & World*



*Report* honored 2009 Silverado as the **BEST FULL-SIZE TRUCK FOR THE MONEY**,<sup>2</sup> and *Consumers Digest* named Silverado 1500 a “**BEST BUY**.”<sup>3</sup> The best trucks also give you more than they ask for in return.

Silverado 1500 has the lowest cost of ownership of any full-size pickup,<sup>4</sup> and 2009 Silverado 1500 and 2500HD were winners of *Vincentric's* **BEST**

**VALUE IN AMERICA**<sup>™</sup> award.<sup>4</sup> In addition, Silverado offers **THE BEST FUEL ECONOMY OF ANY FULL-SIZE PICKUP IN AMERICA. 22 MPG HIGHWAY.**

Better than Ford F-150, Dodge Ram or Toyota Tundra<sup>5</sup> Silverado. From Chevy – the most dependable, longest-lasting full-size pickups on the road.<sup>6</sup>



**Silverado 1500 Crew Cab Short Box LTZ in Imperial Blue Metallic with available features.** <sup>1</sup> Whichever comes first. See dealer for details. <sup>2</sup> *U.S. News* Car Rankings at usnews.com/cars. <sup>3</sup> The Best Buy Seal is a registered trademark of Consumers Digest Communications, LLC, used under license. <sup>4</sup> Based on *Vincentric's* 2009 Model Level Analysis. <sup>5</sup> Based on GM Large Pickup segment and Silverado Hybrid (limited availability) that has an EPA estimated 21 MPG city, 22 highway, and Silverado XFE that has an EPA estimated 15 MPG city, 22 highway. EPA estimated MPG (city/highway): Ford F-150 2WD with 4.6L V8 15/21; Dodge Ram 1500 2WD with 5.7L V8 14/20; Toyota Tundra 2WD with 4.6L V8 15/20. Excludes other GM vehicles. <sup>6</sup> Dependability based on longevity: 1981–July 2008 full-size pickup registrations. Excludes other GM divisions.



## THE BEST FUEL ECONOMY OF ANY FULL-SIZE PICKUP!<sup>1</sup>



You work hard for your money. And who wants to spend it all at the pump? Silverado is bringing drivers fuel efficiency they just can't get with any other full-size pickup. **SILVERADO XFE** is designed and engineered specifically to improve miles per gallon and offers better fuel economy than the competition, including Ford F-150, Dodge Ram and Toyota Tundra<sup>2</sup> – an EPA estimated 15 MPG city, 22 highway. Or you can choose the available Vortec 5.3L V8 engine with Active Fuel Management technology that helps Silverado offer an EPA estimated 21 MPG highway. Then there's **SILVERADO HYBRID** (limited availability) – America's first Two-Mode Hybrid full-size pickup – offering an EPA estimated 21 MPG city, 22 highway. That's **BETTER CITY FUEL ECONOMY THAN A SIX-CYLINDER TOYOTA CAMRY AND HONDA ACCORD<sup>3</sup>**. And because it's a Chevy Truck, Silverado Hybrid has the power and performance you demand: 332 horsepower, 367 lb.-ft. of torque, up to 6,100 lbs. of towing capacity (2WD)<sup>4</sup> and a payload capacity of up to 1,511 lbs. (2WD)<sup>5</sup>.



### SILVERADO

For a look at all the fuel economy numbers, visit [chevy.com/silverado](http://chevy.com/silverado)

FUEL ECONOMY	EPA EST. CITY/HWY. MPG
2010 CHEVY SILVERADO HYBRID 6.0L V8	21/22
2010 CHEVY SILVERADO XFE 5.3L V8	15/22
2010 CHEVY SILVERADO 2WD 5.3L V8	15/21
2010 TOYOTA TUNDRA 4.6L V8	15/20
2010 FORD F-150 4.6L V8	15/21
2010 FORD F-150 5.4L V8	14/20
2010 DODGE RAM 5.7L V8	14/20
2010 DODGE RAM 3.7L V6	14/20

**Silverado 1500 Crew Cab Short Box XFE in Sheer Silver Metallic with available features.** <sup>1</sup> Based on GM Large Pickup segment and Silverado Hybrid (limited availability) that has an EPA estimated 21 MPG city, 22 highway, and Silverado XFE that has an EPA estimated 15 MPG city, 22 highway. Excludes other GM vehicles. <sup>2</sup> Based on GM Large Pickup segment. EPA estimated MPG (city/highway): Ford F-150 2WD with 4.6L V8 15/21; Dodge Ram 1500 2WD with 5.7L V8 14/20; Toyota Tundra 2WD with 4.6L V8 15/20. Excludes other GM vehicles. <sup>3</sup> EPA estimated MPG city: Silverado Hybrid 21, Camry and Accord 19. <sup>4</sup> Maximum trailer weight ratings are calculated assuming a properly equipped base vehicle, plus driver. See dealer for details. <sup>5</sup> Maximum payload capacity includes weight of driver, passengers, optional equipment and cargo. Cargo and load capacity limited by weight and distribution.

## SILVERADO

See a photo gallery of Silverado  
at [chevy.com/silverado](http://chevy.com/silverado)

### GETTING HITCHED IS SERIOUS BUSINESS.

Silverado 1500 is in for the long haul. Two towing packages are available, including the **MAX TRAILERING PACK** that comes with a **GM SEGMENT-EXCLUSIVE<sup>1</sup> AUTOMATIC LOCKING REAR DIFFERENTIAL** for more grip and less slip when you need it most. It also includes a strong, 9.5-inch rear axle that's necessary to carry or pull the biggest loads and the Vortec 6.2L V8 engine with **MORE HORSEPOWER AND TORQUE THAN ANY OTHER HALF-TON PICKUP!** Want to see how committed Silverado is to making this trailering relationship work? Tow/Haul mode is standard and helps improve transmission performance when you're hauling a heavy load. To help manage unruly trailers, an available trailer brake controller is fully integrated with the antilock brake system. Extended and Crew Cab LT and LTZ can be equipped with a Convenience Package that includes **ULTRASONIC REAR PARKING ASSIST**, which provides a heads-up when you're getting close to certain stationary objects, such as your trailer, while driving in Reverse at low speeds.



Silverado 1500 Extended Cab Standard Box LTZ in Blue Granite Metallic with available features. <sup>1</sup>Based on GM Large Pickup segment. Excludes other GM vehicles.



Silverado 3500HD Big Dooley Crew Cab Long Box LTZ 4x4 in Black with available features. <sup>1</sup> Maximum trailer weight ratings are calculated assuming a properly equipped base vehicle, plus driver. See dealer for details. <sup>2</sup> Based on 3/4- and 1-ton vehicles in the GM Large Pickup segment. Excludes other GM vehicles. <sup>3</sup> LT requires available Convenience Package and Exterior Plus Package; LTZ requires available Convenience Package and LTZ Plus Package.

## NEVER MET A TRAILER IT DIDN'T LIKE.

**13,000 LBS.<sup>1</sup>** That massive number gives Silverado HD better standard heavy-duty trailering capacity than any other full-size pickup.<sup>2</sup> Available **HEAVY-DUTY TRAILERING EQUIPMENT** starts things out right, providing all the gear you'll need to haul with confidence. Add in the legendary muscle of the available Duramax 6.6L Turbo-Diesel V8 engine and Allison<sup>®</sup> transmission for **MORE HORSEPOWER AND TORQUE THAN ANY OTHER HEAVY-DUTY DIESEL.<sup>2</sup>** There's also an 11.5-inch rear axle to shoulder the heavy loads. Need to keep an eye on what's happening behind you? Two **CAMPER MIRROR** options are available, and a **REARVIEW CAMERA SYSTEM<sup>3</sup>** that makes it easier to see a trailer when you're backing up is available on Extended and Crew Cab LT and LTZ. With all



it has to offer, Silverado HD is ready to be your towing partner for years to come.

The available rearview camera system<sup>3</sup> is designed to allow the driver to use the rearview mirror (or touch-screen navigation radio screen, if equipped) to see certain stationary obstacles located behind the vehicle while traveling in Reverse at low speeds.

### SILVERADO

For more detailed warranty information, visit [chevy.com/silverado](http://chevy.com/silverado)

When you're towing a heavy load, sometimes traveling downhill feels like an uphill battle. Auto grade braking, standard on Silverado HD transmissions, is up to the challenge. This feature automatically downshifts to help slow the truck when you apply the brakes while descending long, steep grades.



## SILVERADO

See all that Silverado has to offer at [chevy.com/silverado](http://chevy.com/silverado)

Climbers know the right equipment keeps them connected to the mountain, and truck drivers know the right equipment keeps them connected to the road. The available GM segment-exclusive<sup>1</sup> automatic locking rear differential allows additional traction on slippery surfaces when rear-wheel slippage is detected at lower speeds. It's simple: Silverado grips when you need it.



## PROVEN TECHNOLOGY. COMPLETE CAPABILITY.

**01 SMOOTH RIDE AND RESPONSIVE HANDLING.** Silverado 1500 comes with a standard coil-over-shock front suspension and a wide front track, which provide great on-center feel, smooth out minor road irregularities, and supply excellent handling and stability on nearly all road surfaces. You'll also get an unexpectedly smooth and controlled ride with durable, fade-resistant front and rear shocks.

**02 VORTEC V8 ENGINES.** Power and efficiency are trademarks of Vortec engines. The available Vortec 5.3L V8 offers an impressive combination of 315 horsepower and an EPA estimated 21 MPG highway when running on gasoline. Or if you crave the 403 hp and 417 lb.-ft. of torque generated by the most powerful half-ton engine on the planet,<sup>3</sup> go for the Vortec 6.2L V8. This engine employs high-flow cast-aluminum cylinder heads and Variable Valve Timing (VVT) technology, which enhance low-end torque and high-end power. For 2010, the Vortec 4.8L V8 and 5.3L V8 engines also have VVT.

**03 HYDRA-MATIC SIX-SPEED AUTOMATIC TRANSMISSION.** The six-speed automatic transmission is included with the available Vortec 5.3L V8 and 6.2L V8 engines. It has a sophisticated 32-bit control module that optimizes shift quality; a "steep" first gear and "tall" overdrive gears for lively acceleration and quiet, low-rpm highway cruising; and a Tap-Up/Tap-Down driver shift control feature. Plus, it's lubricated by durable and stable DEXRON-VI transmission fluid, which is validated up to 100,000 miles.<sup>2</sup>

**04 FLEXFUEL CAPABILITY.** Every non-hybrid V8 engine available on Silverado 1500 can operate on either regular unleaded gasoline, E85<sup>3</sup> – a blend of 85% ethanol and 15% gasoline – or any combination of both. Because ethanol is made from primarily organic, domestic resources, E85 is a mostly renewable fuel that can help reduce our dependence on petroleum. E85 is a cleaner-burning fuel source, which helps reduce smog-forming emissions. Plus, E85 generally has a higher octane rating than regular unleaded gasoline, which can result in slightly higher horsepower and torque levels. In fact, when running on E85, the Vortec 5.3L V8 FlexFuel engine generates 326 horsepower and 348 lb.-ft. of torque.

**05 ACTIVE FUEL MANAGEMENT.** With this technology, the available Vortec 5.3L V8 engine delivers power when you need it. In situations where extra power is not needed – such as cruising down the highway on level roads – Active Fuel Management deactivates four of the eight cylinders with seamless precision. When load demands increase – such as when the vehicle accelerates or travels uphill – cylinders are reactivated to provide eight-cylinder power.

**06 QUIET RIDE.** Hydraulic engine mounts and an underhood blanket (standard on select 1500 models), exhaust and induction tuning optimization, thick front and engine-side dash mats, a back-of-cab acoustic mat, small exterior gaps, and impressive aerodynamics all help to provide a quiet ride by isolating noise and vibration.

**07 FRAME TECHNOLOGY.** The cornerstone of Silverado 1500 is its strong, stiff frame. The front portion of this advanced design is fully boxed and utilizes hydroforming technology. Hydroforming allows for fewer welds, which provide clean attachment points with a better fit to the frame. This smart combination supplies immense overall frame strength and durability plus excellent road isolation and ride performance. The rear frame is fully boxed back to the spare tire cross member, where it becomes a C-channel. This ingenious, strong design boosts payload capacity without adding unnecessary mass.

### SILVERADO 1500 POWERTRAIN CHOICES<sup>4</sup>

ENGINE	HP @ RPM	TORQUE @ RPM	STANDARD TRANSMISSION
Vortec 4.3L V6	195 @ 4600	260 @ 2800	Hydra-Matic 4-speed automatic overdrive
Vortec 4.8L V8	302 @ 5600	305 @ 4600	Hydra-Matic 4-speed automatic overdrive
Vortec 5.3L V8	315 @ 5200 326 @ 5300 <sup>5</sup>	335 @ 4000 348 @ 4400 <sup>5</sup>	Hydra-Matic 6-speed automatic overdrive
Vortec 6.2L V8	403 @ 5700	417 @ 4300	Hydra-Matic 6-speed automatic overdrive



**Silverado 1500 Crew Cab Short Box LTZ 4x4 in Victory Red with available features.** **1** Based on GM Large Pickup segment. Excludes other GM vehicles. **2** Maintenance needs vary with different uses and driving conditions. See the Owner's Manual for more information. **3** Go to [chevy.com/biofuels](http://chevy.com/biofuels) to see if there is an E85 fuel station near you. When running on E85, Silverado 1500 with 4.8L V8 engine offers an EPA estimated 10 MPG city, 14 highway; Silverado 1500 with 5.3L V8 engine offers an EPA estimated 11 MPG city, 16 highway; and Silverado 1500 with 6.2L V8 engine offers an EPA estimated 10 MPG city, 14 highway. **4** See pages 33, 35 and 37 for specific engine availability. **5** When running on E85 FlexFuel.



**01 DURAMAX 6.6L TURBO-DIESEL V8 ENGINE.** With 365 hp and a staggering 660 lb.-ft. of torque, the available Duramax Diesel is the most powerful heavy-duty diesel on the planet.<sup>1</sup> All this strength comes from features such as a “smart,” variable-geometry turbocharger, which optimizes boost performance. The Duramax also operates quietly and is B5 biodiesel-compatible.

**02 ALLISON SIX-SPEED AUTOMATIC TRANSMISSION.** This available transmission uses many of the same load-carrying components found in some medium-duty transmissions. It also employs advanced technology such as a Tap-Up/Tap-Down driver shift control feature that you won’t find on Ford full-size pickups; shift stabilization that helps reduce shift busyness when driving on mountainous terrain; and auto grade braking, which automatically downshifts when the driver applies the brakes while descending long, steep grades.

## IF ONLY EVERY TOOLBOX WERE THIS PACKED.

**03 FAST GLOW PLUG LIGHT-UP.** Glow plugs in the Duramax 6.6L Turbo-Diesel V8 warm up quickly – by efficiently converting electricity into heat – helping to start the truck in low temperatures.

**04 IMPRESSIVE CONFIGURABILITY.** Between Silverado and Silverado HD, there are seven engine choices, four transmission choices, a selection of three cab sizes and three box length options. So there’s a Silverado or Silverado HD ready to tackle the rigors of your everyday life.

**05 SUSPENSION PACKAGES.** Whatever the task, there’s an available Silverado HD suspension option ready to take it on:

- Z85 Handling/Trailer suspension with rear monotube shocks and a 34mm front stabilizer bar (all HD models).
- Z71 Off-Road suspension with rear 36mm twin-tube shocks and a 36mm front stabilizer bar (HD single rear wheel models).

**06 ADVANCED COMMON RAIL FUEL DIRECT-INJECTION SYSTEM.** Silverado HD equipped with the available Duramax 6.6L Turbo-Diesel V8 engine features a common rail fuel direct-injection system that delivers fuel via a high-pressure pump and reinforced fuel rails and distribution lines, allowing a maximum injection pressure of 26,000 psi. Combined with six-hole fuel injectors that provide optimal fuel vaporization, this overall system allows superior fuel delivery and complete combustion.

**07 ENHANCED BRAKING SYSTEM.** 2500HD and 3500HD are equipped with four-wheel antilock disc brakes with Dynamic Rear Proportioning – a feature that optimizes braking performance under varying cargo load conditions. As part of the system, corrosion-resistant brake linings help Silverado HD score high on the Brake Feel Index (BFI). GM created the BFI, which provides a composite score using weighted variables such as pedal feel and brake pedal effort, to ensure that Silverado HD brakes are held to stringent design and performance standards.

**08 HEAVY-DUTY TRAILERING EQUIPMENT.** Available heavy-duty trailering equipment includes a hitch platform and 2.5-inch receiver with 2-inch adapter, seven-wire harness mated to a seven-way sealed connector, trailer brake control jumper harness conveniently integrated under the instrument panel, and one-way sealed connector for center high-mounted brake lamp.

### SILVERADO HD POWERTRAIN CHOICES<sup>2</sup>

ENGINE	HP @ RPM	TORQUE @ RPM	STANDARD TRANSMISSION
Vortec 6.0L V8	360 @ 5400 <sup>3</sup> 312 @ 4400 <sup>4</sup> 322 @ 4400 <sup>5</sup>	380 @ 4200 <sup>3</sup> 373 @ 4400 <sup>4</sup> 380 @ 4200 <sup>5</sup>	Hydra-Matic 6-speed automatic overdrive
Duramax 6.6L Turbo-Diesel V8	365 @ 3200	660 @ 1600	Allison 6-speed automatic overdrive

## SILVERADO

Check out more heavy-duty gear at [chevy.com/silverado](http://chevy.com/silverado)

The Vortec 6.0L V8 on HD models generates 360 horses<sup>5</sup> and 380 lb.-ft.<sup>5</sup> of torque. This engine employs Variable Valve Timing (VVT) technology that optimizes combustion and enhances low-end torque and high-end power. Plus, it incorporates durable features such as extended-life spark plugs and engine coolant.<sup>7</sup> Smart components include Electronic Throttle Control, which provides outstanding response and excellent efficiency.

**Silverado 3500HD Big Dooley Extended Cab Long Box LT 4x4 in Black with available features and dealer-installed Chevy Accessories.** <sup>1</sup>Based on 3/4- and 1-ton vehicles in the GM Large Pickup segment. Excludes other GM vehicles. <sup>2</sup>See pages 33, 35 and 37 for specific engine availability. <sup>3</sup>Single rear wheel. <sup>4</sup>HD models with box delete and incomplete chassis cab vehicles. <sup>5</sup>Dual rear wheel. <sup>6</sup>Trucks less than 10,000 lbs. GVWR. <sup>7</sup>Maintenance needs vary with different uses and driving conditions. See the Owner’s Manual for more information.



## SILVERADO

Take a look inside Silverado at [chevy.com/silverado](http://chevy.com/silverado)

### UTILITY SHOULD HAVE AN OPEN-DOOR POLICY.

Let us prove just how accommodating a pickup can be. Silverado Extended Cab offers easy access to the interior with **REAR DOORS THAT OPEN WIDER THAN ANY OTHER FULL-SIZE PICKUP<sup>1</sup>** – up to 170 degrees<sup>2</sup> Once inside, you'll find the rear bench seat flips up for tons of cargo space. Step outside and Silverado is just as helpful. An available **EZ LIFT TAILGATE** provides access to a cargo box that's more than four feet wide between the wheelhousings and can handle larger materials such as plywood. An available **CARGO MANAGEMENT SYSTEM** from Chevy Accessories has rails that run the length of the bed sides and behind the cab, with upper and lower tracks and four sliding tie-down brackets.



Cavernous front-seat storage is found in every Silverado LT and Silverado HD LT, where 15.2 liters of combined center armrest and lockable underseat storage space is offered. The underseat compartment shown also boasts a 12-volt electrical outlet.



Dual glove boxes are featured in Silverado and Silverado HD Work Truck (WT), LS (1500) and LT. These two convenient areas provide nearly 9 liters of combined cargo space. Add all this room to the center armrest and lockable underseat storage compartments in LT for a grand total of nearly 24 liters of cargo-swallowing space.





Silverado 1500 Crew Cab LTZ interior in Light Cashmere/Dark Cashmere colors with available features. 1 Government star ratings are part of the National Highway Traffic Safety Administration's (NHTSA's) New Car Assessment Program (www.safercar.gov). 2 OnStar acts as a link to existing emergency service providers. Call 1-888-4ONSTAR (1-888-466-7827), see page 43 and visit onstar.com for details and system limitations. 3 Air bag inflation can cause severe injury or death to anyone too close to the bag when it deploys. Be sure every occupant is properly restrained.

## SILVERADO

For a closer look at all the safety features, go to [chevy.com/silverado](http://chevy.com/silverado)

## THIS HEAD OF SECURITY NEVER GOES OFF THE CLOCK.

★★★★★ | **2010 SILVERADO 1500 FIVE-STAR FRONTAL CRASH TEST RATING<sup>1</sup>** Keeping you safe is a full-time job.

The **STABILITRAK ELECTRONIC STABILITY CONTROL SYSTEM** – standard on all 1500 models and select HD models – helps improve vehicle stability, particularly during emergency maneuvers. Here's where Silverado takes personal protection to another level: **ONSTAR<sup>2</sup>** with the Safe & Sound Plan (standard on most models for the first year) provides a level of security the competition just can't match, including **AUTOMATIC CRASH RESPONSE<sup>3</sup>**. In a collision, built-in vehicle sensors can automatically alert an OnStar Advisor, who is immediately connected into your vehicle and can request that emergency help be sent to your exact GPS location. In addition to driver and right-front

passenger dual-stage frontal air bags,<sup>3</sup> 1500 models have **HEAD-CURTAIN SIDE-IMPACT AIR BAGS** for the front and rear outboard seating positions. And new for 2010: air bags mounted on the driver and right-front passenger seats provide **THORAX AND PELVIC PROTECTION**. There's also a Passenger Sensing System that automatically switches the right-front passenger air bag on or off based on the passenger's weight and the type of pressure on the seat. A **TIRE PRESSURE MONITOR** is standard on Silverado 1500 and Silverado HD SRW (single rear wheel) and keeps track of the tire inflation level in each of the four road tires (excludes spare tire). Silverado's commitment to safety is like having a bodyguard wherever you travel.

Your most valuable cargo travels in the cab, not the bed. That's why the standard safety cage is designed to help preserve occupant space in the event of a collision. And crush zones, located in the front body structure, are designed for a "progressive crush" during a frontal crash. This design absorbs and channels crash energy in a controlled manner to help preserve occupant space in the passenger compartment.



## SILVERADO

See all the features Silverado offers at [chevy.com/silverado](http://chevy.com/silverado)

Silverado can help you navigate around town or around the country. An available navigation radio<sup>1</sup> includes a touch-screen display and voice recognition. Available XM NavTraffic<sup>2</sup> enhances your vehicle's nav system by showing real-time traffic data when it's needed most – while you're driving. It can alert you to construction and accidents to help keep you on time. Finally, there's OnStar<sup>3</sup> Turn-by-Turn Navigation<sup>4</sup> that offers simple voice-guided directions at the touch of a button. It's included in the available Directions & Connections Plan.

## MOBILE INTELLIGENCE.



Powerful, capable and dependable all come to mind when you think of Silverado. Make sure you add intelligent to the list. The Driver Information Center continuously monitors and reports on numerous vehicle functions through a large display window. Then there's

available **BLUETOOTH® WIRELESS TECHNOLOGY<sup>5</sup>** for select phones that lets you make, answer and end calls without taking your hands off the wheel. **XM RADIO<sup>6</sup>** with three trial months of service is standard on most models and features live sports play-by-play, exclusive entertainment, compelling talk, world-class news, many commercial-free music channels and more. You can also plug your iPod<sup>®7</sup> or even a music-loaded flash drive directly into a **USB PORT<sup>8</sup>** that's available for 2010. Then it's easy to manage your playlists through the stereo controls. It even charges your player for you.



**Silverado LT instrument panel in Light Cashmere/Ebony colors with available features.** **1** Requires available front bucket seats. Map coverage excludes Puerto Rico, the Virgin Islands and portions of Canada. **2** Requires available navigation radio. Service not available in Canada, Alaska and Hawaii. XM Radio subscription required and sold separately after trial period. Fees, taxes, and a one-time reactivation fee may apply. Subscriptions governed by XM Customer Agreement available at [xmradio.com/serviceterms](http://xmradio.com/serviceterms). All fees and programming subject to change. Family programming packages are available. **3** Call 1-888-4ONSTAR (1-888-466-7827), see page 43 and visit [onstar.com](http://onstar.com) for details and system limitations. **4** Not available in certain areas. Visit [onstar.com](http://onstar.com) for coverage map. **5** Go to [gm.com/bluetooth](http://gm.com/bluetooth) to find out which phones are compatible with the vehicle. **6** XM Radio requires a subscription, sold separately by XM after trial period. XM Radio U.S. service only available in the 48 contiguous United States and the District of Columbia. For more information, visit [gm.xmradio.com](http://gm.xmradio.com). **7** Not compatible with iPod shuffle.™ May not be compatible with some older iPod models. iPod sold separately. iPod is a mobile digital device. iPod is a registered trademark of Apple, Inc. **8** Not compatible with all devices.



Silverado 1500 Crew Cab LTZ interior in Light Titanium/Dark Titanium colors with available features. <sup>1</sup> Requires available Convenience Package. <sup>2</sup> Requires available front bucket seats.

## BLURS THE LINE BETWEEN WANT AND NEED.

Get ready to add to your list of “must haves.” Silverado LTZ has standard **HEATED, LEATHER-APPOINTED FRONT BUCKET SEATS** with 10-way power adjusters. Combine that with available power-adjustable pedals,<sup>1</sup> and you can be sure everything fits just right. Dual-firmness foam in the seat cushions may make you question why you’d ever get out. The LTZ-exclusive **WOODGRAIN-APPEARANCE INSTRUMENT PANEL** is located down and forward for added spaciousness and a commanding view of the road. Now let’s head outside. A **REMOTE VEHICLE STARTER SYSTEM** that operates from up to 195 feet away and heated, power-folding and power-adjustable mirrors are both standard. Add it up and you can see LTZ helps you get everything you want out of driving.



Full-drop, power rear windows are standard on Extended Cab LT and LTZ. These large rear windows lower completely into the rear doors at the touch of a button for added convenience.



The power, side-sliding rear window is conveniently operated with a switch in the upper console. Available on Extended and Crew Cab LT and LTZ. Shown with dealer-installed Chevy Accessories.

## SILVERADO

See the complete list of interior features at [chevy.com/silverado](https://chevy.com/silverado)



To raise audio performance to an even higher standard, LTZ includes a seven-speaker Bose® sound system. Bose engineers used proprietary digital signal processing and custom equalization to help tune the sound specifically for the vehicle. The system is also available on LT<sup>2</sup>.



Silverado 1500 Regular Cab Long Box WT 4x4 in Summit White with available dealer-installed Chevy Accessories. <sup>1</sup> Dependability based on longevity: 1981–July 2008 full-size pickup registrations. Excludes other GM divisions. <sup>2</sup> Based on GM Large Pickup segment and Silverado 2WD that has an EPA estimated 15 MPG city, 20 highway. Excludes other GM vehicles. <sup>3</sup> Cargo and load capacity limited by weight and distribution.

## CONSIDERS 9 TO 5 PART-TIME.

Weekdays. Weekends. Holidays. Chevy lives up to its heritage with the most dependable, longest-lasting full-size pickups on the road! For dedication like that, Silverado Work Truck (WT) has a **STRONG, STAMPED BOX** with stake pockets, two-tier loading capability, and four cargo tie-downs for convenience and utility. A **REMOVABLE TAILGATE** doesn't hurt either. Vortec engines supply the power, including a 4.3L V6 that makes select 1500 models the **MOST FUEL-EFFICIENT FULL-SIZE SIX-CYLINDER PICKUPS?** Looks like Silverado WT is ready for overtime.



WT interiors are custom-made for workers, with large grab handles and controls that can be operated with gloved hands. WT also has big cup holders, air conditioning to cool things down and a front seat that offers 6.1 liters of space in the fold-down center armrest compartment. Dual glove boxes provide easily accessible storage. And after a long day, the rubberized vinyl floor covering makes for easy cleanup. Silverado 2500HD Regular Cab WT interior in Dark Titanium color with available features.

## SILVERADO

To see everything that makes up Silverado WT, visit [chevy.com/silverado](https://chevy.com/silverado)

Available from Chevy Accessories, the dealer-installed Cargo Management System utilizes sliding hooks embedded in C-channel tracks that run along both sides and the front of the pickup box. Each anchor in this integrated, configurable system is rated up to 500 lbs.<sup>3</sup> and can be fitted with available dealer-installed Chevy Accessories such as side storage boxes.



Silverado 1500 Crew Cab Short Box LT 4x4 in Sheer Silver Metallic with available Z71 Off-Road Package, Z71 Appearance Package and other features. <sup>1</sup> Based on GM Large Pickup segment. <sup>2</sup> Based on GM Large Pickup segment and Silverado 4x4 with available 5.3L V8 that has an EPA estimated 15 MPG city, 21 highway and Silverado Hybrid 4x4 that has an EPA estimated 21 MPG city, 22 highway. Excludes other GM vehicles. <sup>3</sup> Requires available Z71 Off-Road Package.

## ROAD TRIPS ARE GOOD. OFF-ROAD TRIPS ARE BETTER.

When you've got mountains to climb, look to the legendary Z71 Off-Road Package that's available on Silverado 1500 and Silverado HD SRW (single rear wheel). The **Z71 SUSPENSION** includes 46mm (1500) or 36mm twin-tube (2500HD and 3500HD SRW) high-pressure gas-charged shocks, a 36mm front stabilizer bar, and off-road jounce bumpers to absorb large suspension inputs. Heading for the deep stuff? The **SKID PLATE PACKAGE** is there to protect the undercarriage from debris that is kicked up. There's also the **GM SEGMENT-EXCLUSIVE<sup>1</sup> AUTOMATIC LOCKING REAR DIFFERENTIAL** that sends power to the rear wheel with grip if the other wheel loses traction. For 4x4 drivers, there's the available Autotrac system. And when you want to take it back on-road, **SILVERADO OFFERS THE BEST AVAILABLE 4x4 FUEL ECONOMY<sup>2</sup>** of any full-size pickup.

### SILVERADO

Check out more about the off-road ability of Silverado at [chevy.com/silverado](http://chevy.com/silverado)



The Z71 Appearance Package<sup>3</sup> is now available on 1500 Extended Cab Standard Box and Crew Cab Short Box models. It includes body-color front bumper lower and center sections with body-color end caps, a body-color grille with chrome insert, unique Z71 decals, bright door sill plates, chrome recovery hooks, body-color outside mirrors and door handles, and foglamps. 18" aluminum wheels and Rancho® front and rear shocks bring up the performance level. And inside, even the instrument cluster is Z71-specific.



Silverado 1500 Crew Cab Short Box LTZ 4x4 in Black with available dealer-installed chrome grille, recovery hooks, mirror caps, door handles and fuel-filler door; six-inch oval chrome assist steps; chrome bed rails; and 20-inch 12-spoke cast-chrome wheels from Chevy Accessories. <sup>1</sup> Use only GM-approved tire and wheel combinations. Unapproved combinations may change the vehicle's performance characteristics. For important tire and wheel information, go to [gmaccessorieszone.com](http://gmaccessorieszone.com) or see your dealer for details.



Silverado 1500 Regular Cab Long Box Work Truck (WT) 4x4 in Summit White with available dealer-installed Cargo Management System, overhead utility rack and other features from Chevy Accessories. <sup>1</sup> Use only GM-approved tire and wheel combinations. Unapproved combinations may change the vehicle's performance characteristics. For important tire and wheel information, go to [gmaccessorieszone.com](http://gmaccessorieszone.com) or see your dealer for details.



The lockable sliding toolbox is constructed of diamond-patterned aluminum and easily slides back and forth using the Cargo Management System rails.



The cargo box divider slides on the Cargo Management System rails so you can organize cargo in the truck bed.



The underseat storage box allows you to organize and conceal items under the rear seat.



Tubular bed rails enhance the appearance of your Silverado. They are constructed of two-inch diameter stainless steel tubing with a chrome finish.



A stainless steel exhaust tip adds a sporty appearance to the exterior of Silverado.



A soft roll-up tonneau cover features integrated cross bows that roll up out of the way to allow full access to the bed.



A hard tonneau cover features struts for easy opening and closing, a lock, and a quick-release mechanism.



The bedliner and tailgate liner are made of high-density, skid-resistant polyethylene.



The brush grille guard is designed to look good, fit the front-end contour of the truck and also provide protection.



Stylish tubular assist steps with textured step pads make it easy to get in to and out of your Silverado.

## YOUR SILVERADO. YOUR WAY. AVAILABLE DEALER-INSTALLED ACCESSORIES



22" 12-spoke cast-chrome wheel<sup>1</sup>



22" eight-spoke cast-chrome wheel<sup>1</sup>



22" eight-spoke cast-chrome wheel<sup>1</sup>



20" six-spoke cast-chrome wheel<sup>1</sup>



20" six-spoke cast-chrome wheel<sup>1</sup>



20" five-spoke, reverse-rim cast-chrome wheel<sup>1</sup>



### ACCESSORIES

Every Chevy Accessory is covered by the GM 3-year/36,000-mile (whichever comes first) New Vehicle Limited Warranty when ordered with your vehicle. See your dealer or visit [chevy.com/silverado](http://chevy.com/silverado) for details and a closer look at more available accessories.



The dual head-restraint DVD system features two seven-inch-diagonal flat-screen monitors and two top-loading DVD/CD/MP3 players.

## FABRICS. COLORS.



Dark Titanium Color Vinyl (WT)



Light Cashmere Color Premium Cloth (LT and 1HY)



Light Titanium Color Premium Cloth (LT and 1HY)



Ebony Premium Cloth (standard on LS and LT; available on WT)



Light Cashmere Color Leather Appointments (standard on LTZ and 2HY; available on LT)



Ebony Leather Appointments (standard on LTZ and 2HY; available on LT)




Light Titanium Color Leather Appointments (standard on LTZ and 2HY; available on LT)



Imperial Blue Metallic



Blue Granite Metallic




NEW Sheer Silver Metallic



NEW Taupe Gray Metallic



Black



Summit White



Victory Red



Black Granite Metallic (extra-cost color)

## 1500 WHEELS.



17" chrome styled-steel



17" painted steel



20" chrome-clad aluminum<sup>1</sup>



18" chrome-clad aluminum



18" aluminum (1500 Z71)



17" aluminum

## HD WHEELS.



16" chrome-clad steel (3500HD SRW)



16" chrome styled-steel (2500HD)



16" polished forged-aluminum (2500HD)



17" machined-aluminum (2500HD and 3500HD SRW)



17" steel with chrome overlay and center cap (3500HD Big Dooley)

## SILVERADO

For the full lineup of standard and available Silverado and Silverado HD wheels, visit [chevy.com/silverado](http://chevy.com/silverado)

<sup>1</sup> Use only GM-approved tire and wheel combinations. Unapproved combinations may change the vehicle's performance characteristics. For important tire and wheel information, go to [gmaccessorieszone.com](http://gmaccessorieszone.com) or see your dealer for details.



# SILVERADO & SILVERADO HD BUYER'S GUIDE . REGULAR CAB

S = Standard O = Optional -- = Not Available

EXTERIOR	WT	LT
Exterior Plus Package: remote vehicle starter system, Universal Home Remote transmitter, EZ Lift locking tailgate and foglamps	-	0
LS Package: 17" chrome styled-steel wheels, chrome-surround grille and front bumper, body-color front bumper end caps and LS badging (1500)	0	-
Mirrors: — Black, folding	S	-
— Black, folding, power, heated	-	S
— Black, trailering, high-visibility vertical, manual-folding and extendable, with lower convex spotter glass	0	-
— Black, trailering, vertical, power, heated, manual-folding and extendable, with turn-signal indicators and lower convex spotter glass	-	0
Recovery hooks: two front <sup>1</sup>	0	0
<b>ENGINES/CHASSIS</b>		
Differential: automatic locking rear	0	0
Engine block heater	0	0
Fuel capacities (approximate): — Standard Box models (26-gallon)	S	S
— Long Box models (34-gallon)	S	S
Oil coolers: — engine, heavy-duty, external	0 <sup>2</sup>	0 <sup>3</sup>
— transmission, auxiliary, heavy-duty, external	0 <sup>4</sup>	0 <sup>5</sup>
Skid Plate Package: <sup>6</sup> frame-mounted shield protecting front underbody, oil pan, differential case and transfer case (4x4)	0	0
Suspensions: — Z83 Solid Smooth Ride (1500)	S	-
— Z85 Handling/Trailering (1500; standard on HD)	0	S
— Z71 Off-Road (1500 and HD SRW)	-	0 <sup>7</sup>
Trailering Package: <sup>8</sup> trailer hitch platform, 7-wire harness mated to 7-way sealed connector, trailer brake control jumper harness under dash, external transmission oil cooler and automatic locking rear differential	0	0
Transfer cases (4x4 only): — floor-mounted, manual shift-on-the-fly	S	-
— Autotrac, active (1500)	-	S
— electronic, with rotary dial (HD)	-	S
Z71 Off-Road Package: Skid Plate Package; off-road jounce bumpers, shock absorbers and stabilizer bars; high-capacity air cleaner on 1500; and Z71 decals (1500 and HD SRW)	-	0 <sup>7</sup>
<b>SEATING</b>		
Vinyl 40/20/40 split-bench front seat with recliners (also available in cloth)	S	-
Premium Cloth 40/20/40 split-bench front seat with recliners, fold-down center armrest with storage and lockable underseat storage	-	S

INTERIOR	WT	LT
Bluetooth <sup>®</sup> wireless technology <sup>9</sup> for select phones	0 <sup>10</sup>	0 <sup>11</sup>
Climate (temperature) control: single-zone, manual	S	S
Cruise control	0	S
Defogger: rear-window	0	0
Door locks: power, programmable	0	S
Driver Information Center (DIC) display	S	S
DIC controls	0 <sup>12</sup>	0 <sup>11</sup>
Glove boxes: dual	S	S
Interior Plus Package: six-way power-adjustable driver seat, steering wheel-mounted audio controls, Bluetooth <sup>®</sup> wireless technology <sup>9</sup> for select phones and USB port <sup>13</sup>	-	0
Remote vehicle starter system	-	0 <sup>14</sup>
Steering column: Tilt-Wheel, adjustable	S	S
Steering wheel-mounted audio and cruise controls	-	0 <sup>11</sup>
Windows: power, with driver's Express-Down feature	-	S
<b>SAFETY AND SECURITY</b>		
Air bags: <sup>15</sup> — driver and right-front passenger (HD)	S	S
— driver and right-front passenger with Passenger Sensing System (1500)	S	S
— head-curtain with rollover sensor (1500)	S	S
— seat-mounted for thorax and pelvic protection (1500)	S	S
Brake controller: trailer, ABS-integrated <sup>16</sup>	0	0
Brakes: four-wheel antilock (ABS), with Dynamic Rear Proportioning	S	S
OnStar: <sup>17</sup> with Safe & Sound Plan for the first year	0	S
Remote Keyless Entry: content-theft alarm and two transmitters	0	S
StabiliTrak Electronic Stability Control System (1500)	S	S
<b>AUDIO SYSTEMS</b>		
AM/FM stereo	S	-
AM/FM stereo with CD/MP3 player	0	S
AM/FM stereo with CD/MP3 player and USB port <sup>19</sup>	-	0
AM/FM stereo with in-dash six-disc CD/MP3 changer and USB port <sup>19</sup>	-	0
XM Radio: <sup>18</sup> with three trial months	0	S

PICKUP MODEL	SERIES	DRIVE	TRIM LEVELS	STANDARD ENGINE	HP @ RPM	TORQUE @ RPM	STANDARD TRANSMISSION	OPTIONAL ENGINES	GVWR <sup>19</sup> (LBS.)	MAX. PAYLOAD <sup>20</sup> (LBS.)
<b>REGULAR CAB STANDARD BOX</b>	1500 (1/2-ton)	2WD/4x4	Work Truck	Vortec 4.3L V6	195 @ 4600	260 @ 2800	Hydra-Matic 4-speed automatic overdrive	Vortec 4.8L V8, Vortec 5.3L V8	6400	1957 (2WD) 1705 (4x4)
			LT	Vortec 4.8L V8	302 @ 5600	305 @ 4600	Hydra-Matic 4-speed automatic overdrive	Vortec 5.3L V8	6400	1832 (2WD) 1566 (4x4)
<b>REGULAR CAB LONG BOX</b>	1500 (1/2-ton)	2WD/4x4	Work Truck	Vortec 4.3L V6	195 @ 4600	260 @ 2800	Hydra-Matic 4-speed automatic overdrive	Vortec 4.8L V8, Vortec 5.3L V8	6400	1818 (2WD) 1802 (4x4)
			LT	Vortec 4.8L V8	302 @ 5600	305 @ 4600	Hydra-Matic 4-speed automatic overdrive	Vortec 5.3L V8	6400 (2WD) 6800 (4x4)	1697 (2WD) 1802 (4x4)
	2500HD (3/4-ton)	2WD/4x4	Work Truck, LT	Vortec 6.0L V8	360 @ 5400 312 @ 4400 <sup>21</sup>	380 @ 4200 373 @ 4400 <sup>21</sup>	Hydra-Matic 6-speed automatic overdrive	Duramax 6.6L Turbo-Diesel V8	9200	3872 (2WD) 3594 (4x4)
	3500HD (1-ton)	2WD/4x4	Work Truck, LT	Vortec 6.0L V8	360 @ 5400 <sup>22</sup> 322 @ 4400 <sup>23</sup> 312 @ 4400 <sup>21</sup>	380 @ 4200 <sup>22</sup> 380 @ 4200 <sup>23</sup> 373 @ 4400 <sup>21</sup>	Hydra-Matic 6-speed automatic overdrive	Duramax 6.6L Turbo-Diesel V8 <sup>24</sup>	9700 <sup>22</sup> (2WD) 9900 <sup>22</sup> (4x4) 11,400 <sup>23</sup> (4x4)	4713 <sup>22</sup> (2WD) 4128 <sup>22</sup> (4x4) 5255 <sup>23</sup> (4x4)

**1** Standard on all 1500 4x4 and HD models. **2** Requires available Trailering Package, Snow Plow Prep Package or six-speed automatic transmission on 1500 models; standard on HD models. **3** Requires available Trailering Package or Heavy-Duty Cooling Package on 1500 models; standard on HD models. **4** Requires available Trailering Package, Snow Plow Prep Package or Heavy-Duty Cooling Package on 1500 models; standard on HD models. **5** Requires available six-speed automatic transmission on 1500 models; standard on HD models. **6** Included with Z71 Off-Road Package and Snow Plow Prep Package. 2WD models require available Z71 Off-Road Package. **7** 1500 requires available Trailering Package and available Vortec 5.3L V8 engine. **8** Not available with Vortec 4.3L V6 engine or Z83 Solid Smooth Ride suspension on 1500. **9** Go to gm.com/bluetooth to find out which phones are compatible with the vehicle. **10** Requires available OnStar and AM/FM stereo with CD/MP3 player. **11** Requires available Interior Plus Package. **12** Requires available Bluetooth wireless technology. **13** Not compatible with all devices. **14** Requires available Exterior Plus Package. **15** Always use safety belts and the correct restraint for your child's age and size. Even in vehicles equipped with the Passenger Sensing System, children are safer when properly secured in a rear seat in the appropriate infant, child or booster seat. Never place a rear-facing infant restraint in the front seat of any vehicle equipped with a passenger air bag. See the Owner's Manual and child safety seat instructions for more information. **16** Requires available Trailering Package. Not available with Vortec 4.3L V6 engine. **17** Call 1-888-4ONSTAR (1-888-466-7827), see page 43 and visit onstar.com for details and system limitations. **18** XM Radio requires a subscription, sold separately by XM after trial period. XM Radio U.S. service only available in the 48 contiguous United States and the District of Columbia. For more information, visit gm.xmradio.com. **19** Gross Vehicle Weight Rating (GVWR). When properly equipped; includes vehicle, passengers, cargo and equipment. **20** Maximum payload capacity includes weight of driver, passengers, optional equipment and cargo. Cargo and load capacity limited by weight and distribution. **21** HD models with box delete and incomplete chassis cab vehicles. **22** Single rear wheel. **23** Dual rear wheel. **24** Not available on 2WD models.

# SILVERADO & SILVERADO HD BUYER'S GUIDE. EXTENDED CAB

S = Standard    0 = Optional    – = Not Available

EXTERIOR	WT	LS <sup>1</sup>	LT	LTZ
Exterior Plus Package: remote vehicle starter system, Universal Home Remote transmitter, EZ Lift locking tailgate and foglamps	–	–	0	–
Fog lamps: halogen	–	–	0 <sup>2</sup>	S
LS Package: 17" chrome styled-steel wheels, chrome-surround grille and front bumper, and body-color front bumper end caps (1500)	0	–	–	–
LTZ Plus Package: EZ Lift locking tailgate and Universal Home Remote transmitter (1500 includes inside rearview mirror with rearview camera display)	–	–	–	0
Mirrors: – Black, folding – Black, folding, power, heated – body-color, power, heated, with turn-signal indicators in glass, driver-side auto-dimming feature and power-folding feature	S – –	– S –	– S –	– – S
– Black, trailing, high-visibility vertical, manual-folding and extendable, with lower convex spotter glass	0	–	–	–
– Black, trailing, vertical, power, heated, manual-folding and extendable, with turn-signal indicators and lower convex spotter glass	–	–	0 <sup>3</sup>	0
Recovery hooks: two front <sup>4</sup>	0	0	0	0
Ultrasonic Rear Parking Assist <sup>5</sup>	–	–	0	0

## ENGINES/CHASSIS

Differential: automatic locking rear	0	0	0	S
Engine block heater	0	0	0	0
MAX Trailering Pack: <sup>6</sup> Vortec 6.2L V8, automatic locking rear differential, 9.5" rear axle, front/rear disc brakes, Z85 Handling/Trailering suspension and Trailering Package (1500 Standard Box only)	–	–	0	0
Power Pack Plus: Vortec 5.3L V8, automatic locking rear differential, Trailering Package and 17" aluminum wheels (1500)	–	–	0	–
Oil coolers: – engine, heavy-duty, external – transmission, auxiliary, heavy-duty, external	0 <sup>7</sup> 0 <sup>7</sup>	– 0 <sup>9</sup>	0 <sup>8</sup> 0 <sup>10</sup>	S S
Skid Plate Package: <sup>11</sup> frame-mounted shield protecting front underbody, oil pan, differential case and transfer case (4x4)	0	0	0	0
Suspensions: – Z83 Solid Smooth Ride (1500) – Z85 Handling/Trailering (1500: standard on HD) – Z60 High-Performance <sup>12</sup> (1500) – Z71 Off-Road (1500 and HD SRW)	S 0 – –	– S – –	– S 0 0	– S 0 0
Trailering Package: trailer hitch platform, 7-wire harness mated to 7-way sealed connector, trailer brake control jumper under-dash harness, external transmission oil cooler and automatic locking rear differential	0 <sup>13</sup>	0	0	S
Transfer cases (4x4 only): – floor-mounted, manual shift-on-the-fly – Autotrac, active (1500) – electronic, with rotary dial (HD)	S – –	S – –	– S S	– S S

ENGINES/CHASSIS (CONTINUED)	WT	LS <sup>1</sup>	LT	LTZ
Z71 Off-Road Package: Skid Plate Package; off-road jounce bumpers, shock absorbers and stabilizer bars; high-capacity air cleaner on 1500 models; and Z71 decals (1500 and HD SRW)	–	–	0	0
Z71 Appearance Package: 18" aluminum wheels; foglamps; body-color outside mirrors and door handles; unique Z71 decals, instrument cluster, body-color grille with chrome insert, and sill plates; Rancho <sup>®</sup> shocks; and chrome recovery hooks (1500)	–	–	0 <sup>14</sup>	0 <sup>14</sup>
SEATING				
Vinyl 40/20/40 split-bench seat with recliners (also available in cloth)	S	–	–	–
Cloth 40/20/40 split-bench front seat with recliners	0	S	–	–
Premium Cloth 40/20/40 split-bench front seat with recliners, fold-down center armrest with storage and lockable underseat storage	–	–	S	–
Premium Cloth, reclining, six-way power-adjustable front bucket seats (also available with Custom Leather-appointed trim)	–	–	0	–
Custom Leather-appointed, reclining, heated, 10-way power-adjustable front bucket seats with memory	–	–	–	S
Rear seat: – flip-up, full-width bench – flip-up, 60/40 split-bench	S –	– S	– S	– S
INTERIOR				
Bluetooth <sup>®</sup> wireless technology <sup>15</sup> for select phones	0 <sup>16</sup>	0	0 <sup>17</sup>	S
Climate (temperature) control: single-zone, manual	S	S	S	–
Climate (temperature) controls: dual-zone, automatic	–	–	0 <sup>17</sup>	S
Cruise control	0	S	S	S
Convenience Package: power-adjustable pedals, Ultrasonic Rear Parking Assist and rear-window defogger	–	–	0	0
Defogger: rear-window (not available with power-sliding rear window)	0	0	0	S
Door locks: power, programmable, with Remote Keyless Entry	0	S	S	S
Glove boxes: dual	S	S	S	–
Interior Plus Package: six-way power-adjustable driver seat, steering wheel-mounted audio controls, Bluetooth <sup>®</sup> wireless technology <sup>15</sup> for select phones, USB port <sup>18</sup> and dual-zone automatic temperature controls	–	–	0	–
Mirror, inside rearview: auto-dimming	–	–	0 <sup>19</sup>	S
Rearview camera system (with display in rearview mirror or nav screen)	–	–	0 <sup>20</sup>	0 <sup>21</sup>
Remote vehicle starter system	–	–	0 <sup>22</sup>	S
Sunroof: power-sliding, with Express-Open feature and wind deflector	–	–	–	0
Window: power-sliding, rear <sup>23</sup>	–	–	0	0
Windows: power, full-drop, with driver's Express-Down feature	–	S	S	S

SAFETY AND SECURITY	WT	LS <sup>1</sup>	LT	LTZ
Air bags: <sup>24</sup> – driver and right-front passenger (HD) – driver and right-front passenger with Passenger Sensing System (1500) – front and rear head-curtain with rollover sensor (1500) – front seat-mounted for thorax and pelvic protection (1500)	S S S S	– S S S	S S S S	S S S S
Brake controller: trailer, ABS-integrated <sup>25</sup>	0	0	0	0
Brakes: four-wheel antilock (ABS), with Dynamic Rear Proportioning	S	S	S	S
OnStar: <sup>26</sup> with Safe & Sound Plan for the first year	0	S	S	S
StabiliTrak Electronic Stability Control System <sup>27</sup>	S	S	S	S

PICKUP MODEL	SERIES	DRIVE	TRIM LEVELS	STANDARD ENGINE	HP @ RPM	TORQUE @ RPM	STANDARD TRANSMISSION	OPTIONAL ENGINES	GVWR <sup>32</sup> (LBS.)	MAX. PAYLOAD <sup>33</sup> (LBS.)
<b>EXTENDED CAB STANDARD BOX</b>	1500 (1/2-ton)	2WD	Work Truck	Vortec 4.3L V6	195 @ 4600	260 @ 2800	Hydra-Matic 4-speed automatic overdrive	Vortec 4.8L V8, Vortec 5.3L V8	6400	1696
		4x4	Work Truck	Vortec 4.8L V8	302 @ 5600	305 @ 4600	Hydra-Matic 4-speed automatic overdrive	Vortec 5.3L V8	7000	1777
	2500HD (3/4-ton)	2WD/4x4	LS <sup>1</sup> , LT	Vortec 4.8L V8	302 @ 5600	305 @ 4600	Hydra-Matic 4-speed automatic overdrive	Vortec 5.3L V8 (LT), Vortec 6.2L V8 (LT)	6800 (2WD) 7000 (4x4)	1705 (2WD) 1777 (4x4)
		2WD/4x4	LTZ	Vortec 5.3L V8	315 @ 5200 326 @ 5300 <sup>34</sup>	335 @ 4000 348 @ 4400 <sup>34</sup>	Hydra-Matic 6-speed automatic overdrive	Vortec 6.2L V8	6800 (2WD) 7000 (4x4)	1705 (2WD) 1777 (4x4)
<b>MAX Trailering Pack</b>	2500HD (3/4-ton)	2WD/4x4	LT, LTZ	Vortec 6.2L V8	403 @ 5700	417 @ 4300	Hydra-Matic 6-speed automatic overdrive	–	7000 (2WD) 7200 (4x4)	1865 (2WD) 1812 (4x4)
		2WD/4x4	Work Truck, LT, LTZ	Vortec 6.0L V8	360 @ 5400 312 @ 4400 <sup>35</sup>	380 @ 4200 373 @ 4400 <sup>35</sup>	Hydra-Matic 6-speed automatic overdrive	Duramax 6.6L Turbo-Diesel V8	9200	3600 (2WD) 3338 (4x4)
<b>EXTENDED CAB LONG BOX</b>	1500 (1/2-ton)	2WD/4x4	Work Truck, LT, LTZ	Vortec 5.3L V8	315 @ 5200 326 @ 5300 <sup>34</sup>	335 @ 4000 348 @ 4400 <sup>34</sup>	Hydra-Matic 4-speed automatic overdrive	–	6900 (2WD) 7000 (4x4)	1636 (2WD) 1491 (4x4)
		2500HD (3/4-ton)	Work Truck, LT, LTZ	Vortec 6.0L V8	360 @ 5400	380 @ 4200	Hydra-Matic 6-speed automatic overdrive	–	9200	3459 (2WD) 3200 (4x4)
	3500HD (1-ton)	2WD/4x4	Work Truck, LT, LTZ	Vortec 6.0L V8	360 @ 5400 <sup>36</sup> 322 @ 4400 <sup>37</sup> 312 @ 4400 <sup>35</sup>	380 @ 4200 <sup>36</sup> 380 @ 4200 <sup>37</sup> 373 @ 4400 <sup>35</sup>	Hydra-Matic 6-speed automatic overdrive	–	9900 <sup>36</sup> 11,400 <sup>37</sup>	3968 <sup>36</sup> /5088 <sup>37</sup> (2WD) 3729 <sup>36</sup> /4848 <sup>37</sup> (4x4)

**1** 1500 models only. **2** Requires available Exterior Plus Package, Z71 Appearance Package or MAX Trailering Pack. **3** Requires available auto-dimming inside rearview mirror. **4** Standard on 1500 4x4 models and all HD models. **5** Requires available Convenience Package. **6** Not available with Z71 Off-Road Package. **7** Requires available Trailering Package or Heavy-Duty Cooling Package on 1500 models; standard on HD models. **8** Requires available six-speed automatic transmission on 1500 models; standard on HD models. **9** Requires available Trailering Package on 1500 models; standard on HD models. **10** Requires available Trailering Package or six-speed automatic transmission on 1500 models; standard on HD models. **11** Included with Z71 Off-Road Package and Snow Plow Prep Package. 2WD models require available Z71 Off-Road Package. **12** Requires available 20" chrome-clad wheels. Use only GM-approved wheel and tire combinations. **13** Not available with Vortec 4.3L V6 engine or Solid Smooth Ride suspension. **14** Requires available Z71 Off-Road Package. **15** Go to gm.com/bluetooth to find out which phones are compatible with the vehicle. **16** Requires available OnStar and AM/FM stereo with CD/MP3 player. **17** Requires available Interior Plus Package. **18** Not compatible with all devices. **19** Requires available rearview camera system or camper mirrors. **20** Requires available Exterior Plus Package and Convenience Package. **21** Requires available LTZ Plus Package and Convenience Package. **22** Requires available Exterior Plus Package. **23** Not available with rear-window defogger. **24** Always use safety belts and the correct restraint for your child's age and size. Even in vehicles equipped with the Passenger Sensing System, children are safer when properly secured in a rear seat in the appropriate infant, child or booster seat. Never place a rear-facing infant restraint in the front seat of any vehicle equipped with a passenger air bag. See the Owner's Manual and child safety seat instructions for more safety information. **25** Requires available Trailering Package. **26** Call 1-888-4ONSTAR (1-888-466-7827), see page 43 and visit onstar.com for details and system limitations. **27** 2500HD models require 6' 6" box. Not available on 3500HD. **28** Requires available front bucket seats. **29** Requires available front bucket seats. Map coverage excludes Puerto Rico, the Virgin Islands and portions of Canada. **30** XM Radio requires a subscription, sold separately by XM after trial period. XM Radio U.S. service only available in the 48 contiguous United States and the District of Columbia. For more information, visit gm.xmradio.com. **31** Requires available navigation radio. Service not available in Canada, Alaska and Hawaii. XM Radio subscription required and sold separately after trial period. Fees, taxes and a one-time reactivation fee may apply. Subscriptions governed by XM Customer Agreement available at xmradio.com/serviceterms. All fees and programming subject to change. Family programming packages are available. **32** Gross Vehicle Weight Rating (GVWR). When properly equipped, includes vehicle, passengers, cargo and equipment. **33** Maximum payload capacity includes weight of driver, passengers, optional equipment and cargo. Cargo and load capacity limited by weight and distribution. **34** When running on E85 FlexFuel. **35** HD models with box delete and incomplete chassis cab vehicles. **36** Single rear wheel. **37** Dual rear wheel.



# SILVERADO & SILVERADO HD BALL-HITCH TRAILERING.

## SILVERADO 1500 BALL-HITCH TRAILERING

Weight-carrying hitch limit: 5,000-lb. trailer with 600-lb. tongue weight. Z85 Handling/Trailer suspension or Z71 Off-Road suspension and a weight-distributing hitch with sway control required over 5,000-lb. trailer weight. Please read the Trailering Basics on page 39 before towing a trailer with any Chevy Truck.

VORTEC 4.3L V6	BOX LENGTH	MAX. TRAILER WEIGHT <sup>1</sup> (LBS.)	REQUIRED AXLE RATIO	GCWR <sup>2</sup> (LBS.)
1500 Regular Cab 2WD	6' 6" / 8' 6' 6" / 8'	5400/5200 4800/4700	3.73 3.23	10,000 9500
1500 Extended Cab 2WD	6' 6"	4400	3.23	9500
1500 Regular Cab 4x4	6' 6" / 8'	5100/4900	3.73	10,000
VORTEC 4.8L V8	BOX LENGTH	MAX. TRAILER WEIGHT <sup>1</sup> (LBS.)	REQUIRED AXLE RATIO	GCWR <sup>2</sup> (LBS.)
1500 Regular Cab 2WD	6' 6" / 8' 6' 6" / 8'	7200/7100 4700/5100	3.73 3.23	12,000 9500
1500 Extended Cab 2WD	6' 6" 6' 6"	6700 4700	3.73 3.23	12,000 10,000
1500 Crew Cab 2WD	5' 8" 5' 8"	6700 4700	3.73 3.23	12,000 10,000
1500 Regular Cab 4x4	6' 6" / 8'	6000/5800	3.42	11,000
1500 Extended Cab 4x4	6' 6"	5500	3.42	11,000
1500 Crew Cab 4x4	5' 8"	5500	3.42	11,000
VORTEC 5.3L V8	BOX LENGTH	MAX. TRAILER WEIGHT <sup>1</sup> (LBS.)	REQUIRED AXLE RATIO	GCWR <sup>2</sup> (LBS.)
1500 Regular Cab 2WD (6-speed auto. trans.)	8' 6' 6" 6' 6" / 8' 6' 6" / 8'	10,000 <sup>3</sup> 9100 <sup>3</sup> 7400 <sup>3</sup> /7200 <sup>3</sup> 6600 <sup>3</sup> /6000	3.42 3.42 3.08 3.08	15,000 <sup>3</sup> 14,000 <sup>3</sup> 12,200 <sup>3</sup> 11,500
1500 Extended Cab (6-speed auto. trans.)	6' 6" / 8' 6' 6" / 8' 6' 6" / 8'	9700 <sup>3</sup> /9500 <sup>3</sup> 6900 <sup>3</sup> /6700 <sup>3</sup> 6200 <sup>3</sup> /6000	3.42 3.08 3.08	15,000 <sup>3</sup> 12,200 <sup>3</sup> 11,500
1500 Crew Cab 2WD (6-speed auto. trans.)	5' 8" 5' 8" 5' 8" 5' 8"	9600 <sup>3</sup> 7000 <sup>3</sup> <sup>3,4</sup> 6800 <sup>3</sup> 6100	3.42 3.08 3.08 3.08	15,000 <sup>3</sup> 12,200 <sup>3</sup> <sup>3,4</sup> 12,200 <sup>3</sup> 11,500
1500 Regular Cab 4x4 (6-speed auto. trans.)	8' 6' 6" 6' 6" / 8' 6' 6" / 8'	9800 <sup>3</sup> 8900 <sup>3</sup> 7100 <sup>3</sup> /7000 <sup>3</sup> 6400 <sup>3</sup> /6300	3.42 3.42 3.08 3.08	15,000 <sup>3</sup> 14,000 <sup>3</sup> 12,200 <sup>3</sup> 11,500
1500 Extended Cab 4x4 (6-speed auto. trans.)	6' 6" / 8' 6' 6" / 8' 6' 6" / 8'	9600 <sup>3</sup> /9200 <sup>3</sup> 6800 <sup>3</sup> /6500 <sup>3</sup> 6100 <sup>3</sup> /5700	3.42 3.08 3.08	15,000 <sup>3</sup> 12,200 <sup>3</sup> 11,500
1500 Crew Cab 4x4 (6-speed auto. trans.)	5' 8" 5' 8" 5' 8"	9500 <sup>3</sup> 6700 <sup>3</sup> 6000	3.42 3.08 3.08	15,000 <sup>3</sup> 12,200 <sup>3</sup> 11,500

VORTEC 6.0L V8 (HYBRID)	BOX LENGTH	MAX. TRAILER WEIGHT <sup>1</sup> (LBS.)	REQUIRED AXLE RATIO	GCWR <sup>2</sup> (LBS.)
1500 Hybrid Crew Cab 2WD	5' 8"	6100	3.08	12,000
1500 Hybrid Crew Cab 4x4	5' 8"	5900	3.08	12,000
VORTEC 6.2L V8	BOX LENGTH	MAX. TRAILER WEIGHT <sup>1</sup> (LBS.)	REQUIRED AXLE RATIO	GCWR <sup>2</sup> (LBS.)
1500 Extended Cab 2WD – MAX Trailering Pack	6' 6"	10,700	3.73	16,000
1500 Extended Cab 2WD	6' 6"	9700	3.42	15,000
1500 Extended Cab 4x4 – MAX Trailering Pack	6' 6"	10,400	3.73	16,000
1500 Extended Cab 4x4	6' 6"	9400	3.42	15,000
1500 Crew Cab 2WD – MAX Trailering Pack	5' 8"	10,600	3.73	16,000
1500 Crew Cab 2WD	5' 8"	9600	3.42	15,000
1500 Crew Cab 4x4 – MAX Trailering Pack	5' 8"	10,400	3.73	16,000
1500 Crew Cab 4x4	5' 8"	9300	3.42	15,000

## SILVERADO 2500HD AND 3500HD BALL-HITCH TRAILERING

Weight-carrying hitch limit: 7,500-lb. trailer with 1,000-lb. tongue weight. Weight-distributing hitch with sway control required over 7,500-lb. trailer weight. Please read the Trailering Basics on page 39 before towing a trailer with any Chevy Truck.

VORTEC 6.0L V8	BOX LENGTH	MAX. TRAILER WEIGHT <sup>1</sup> (LBS.)	REQUIRED AXLE RATIO	GCWR <sup>2</sup> (LBS.)
2500HD Regular Cab 2WD	8'	13,000 10,500	4.10 3.73	18,500 16,000
2500HD Regular Cab 4x4	8'	12,700 10,200	4.10 3.73	18,500 16,000
2500HD Extended Cab 2WD	6' 6" / 8'	12,700/12,500 10,200/10,000	4.10 3.73	18,500 16,000
2500HD Extended Cab 4x4	6' 6" / 8'	12,400/12,300 9900/9800	4.10 3.73	18,500 16,000
2500HD Crew Cab 2WD	6' 6" / 8'	12,500/12,400 10,000/9900	4.10 3.73	18,500 16,000
2500HD Crew Cab 4x4	6' 6" / 8'	12,300/12,100 9800/9600	4.10 3.73	18,500 16,000
3500HD SRW Regular Cab 4x4	8'	12,500 10,000	4.10 3.73	18,500 16,000
3500HD SRW Extended Cab 2WD	8'	12,400 9900	4.10 3.73	18,500 16,000
3500HD SRW Extended Cab 4x4	8'	12,100 9600	4.10 3.73	18,500 16,000

VORTEC 6.0L V8 (CONT.)	BOX LENGTH	MAX. TRAILER WEIGHT <sup>1</sup> (LBS.)	REQUIRED AXLE RATIO	GCWR <sup>2</sup> (LBS.)
3500HD SRW Crew Cab 2WD	8'	12,200 9700	4.10 3.73	18,500 16,000
3500HD SRW Crew Cab 4x4	8'	11,900 9400	4.10 3.73	18,500 16,000
3500HD DRW Regular Cab 4x4	8'	12,200 9700	4.10 3.73	18,500 16,000
3500HD DRW Extended Cab 2WD	8'	12,000 9500	4.10 3.73	18,500 16,000
3500HD DRW Extended Cab 4x4	8'	11,700 9200	4.10 3.73	18,500 16,000
3500HD DRW Crew Cab 2WD	8'	11,800 9300	4.10 3.73	18,500 16,000
3500HD DRW Crew Cab 4x4	8'	11,600 9100	4.10 3.73	18,500 16,000

## DURAMAX 6.6L DIESEL V8

2500HD Regular Cab 2WD	8'	13,000	3.73	22,000
2500HD Regular Cab 4x4	8'	13,000	3.73	22,000
2500HD Crew Cab 2WD	6' 6" / 8'	13,000/13,000	3.73	22,000
2500HD Crew Cab 4x4	6' 6" / 8'	13,000/13,000	3.73	22,000
3500HD SRW Regular Cab 4x4	8'	13,000	3.73	22,000
3500HD SRW Crew Cab 2WD	8'	13,000	3.73	22,000
3500HD SRW Crew Cab 4x4	8'	13,000	3.73	22,000
3500HD DRW Regular Cab 4x4	8'	13,000	3.73	23,500
3500HD DRW Crew Cab 2WD	8'	13,000	3.73	23,500
3500HD DRW Crew Cab 4x4	8'	13,000	3.73	23,500

SRW – Single rear wheel. DRW – Dual rear wheel. **1** Maximum trailer weight ratings are calculated assuming a base vehicle, except for any option(s) necessary to achieve the rating, plus driver. The weight of other optional equipment, passengers and cargo will reduce the maximum trailer weight your vehicle can tow. See your Chevy dealer for additional details. **2** Gross Combination Weight Rating. **3** With available Heavy-Duty Cooling Package. **4** XFE model. NOTE: Trailer tongue weight should be 10 to 15 percent of total loaded trailer weight (up to 1,500 lbs. on 2500HD and 3500HD models). Trailer kingpin weight should be 15 to 25 percent of total loaded trailer weight (up to 3,000 lbs. on 2500HD models and up to 3,500 lbs. on 3500HD models). ■ Addition of trailer tongue weight/trailer kingpin weight cannot cause vehicle weights to exceed Rear Gross Axle Weight Rating (RGAWR) or Gross Vehicle Weight Rating (GVWR). These ratings can be found on the certification label located on the driver door or doorframe.

## TRAILERING BASICS

**NOTE:** Towing a trailer involves all major vehicle systems of your Chevy Truck. Easy and safe trailering requires a properly equipped vehicle, additional trailering equipment and an appropriate trailer. It also requires loading both the vehicle and trailer properly, using safe driving techniques, meeting regional legal requirements, and following break-in and maintenance schedules. The vehicle owner is responsible for obtaining the proper equipment (hitch ball, hitch type of the proper size, type and capacity) required to safely tow both the trailer and the load that will be towed. For more information, consult your Owner's Manual or speak to a trailering expert at your Chevrolet dealership. These charts will assist in determining how to best equip your Chevy Truck for trailering. To help you understand the charts, consider these trailering factors:

**RGAWR AND GVWR:** Addition of trailer hitch weight cannot cause vehicle weights to exceed Rear Gross Axle Weight Rating (RGAWR) or Gross Vehicle Weight Rating (GVWR). These ratings can be found on the certification label located on the driver door or doorframe.

**GCWR:** The Gross Combination Weight Rating is the total allowable weight of the completely loaded vehicle and trailer.

**MAXIMUM TRAILER RATING:** This rating is determined by subtracting the tow vehicle's weight (curb weight) from the GCWR. When a base vehicle (curb) weight is used, additional passenger, equipment and cargo weight reduces this rating.

**NOTE:** The safety steps described here are by no means the only precautions to be taken when trailering. See the Owner's Manual for your Chevy Silverado for additional guidelines and trailering tips.

**TRAILERING CAUTION:** If you don't use the correct equipment and drive properly, you can lose control of your vehicle when you pull a trailer. If the trailer is too heavy, your vehicle brakes may be less effective. You and your passengers could be seriously injured. Pull a trailer only after you have taken the following steps.

**TRAILER BRAKES:** If your trailer weighs more than 2,000 lbs. loaded, then it must have its own adequate brakes. Be sure to read and follow the instructions for the trailer brake controller so that it is installed, adjusted and maintained properly. ■ Don't tap into your vehicle's brake system if the trailer's brake system will use more than 0.02 cu. in. of fluid from your vehicle's master cylinder. If it does, neither braking system will work well. ■ The trailer brake parts must be able to take 3,000 psi of pressure. If everything checks out thus far, have a qualified individual make the brake fluid tap at the master cylinder port that sends fluid to the rear brakes. Use only double-walled steel brake tubing.

**HITCHES:** It's important to have the correct hitch equipment. ■ If you'll be towing a trailer that, when loaded, will weigh more than 5,000 lbs. be sure to use a frame-mounted, weight-distributing hitch and sway control of the proper size. ■ If you have to make any holes in the body of your vehicle to install a trailer hitch, be sure to seal the holes if you ever remove the hitch. If they're not sealed, dirt, water and deadly carbon monoxide from the exhaust can get into your vehicle.

**FIFTH-WHEEL TRAILERING:** Silverado pickups can be equipped with a fifth-wheel or gooseneck trailer hitch. ■ Follow the manufacturer's directions for installation, but note that the hitch must be attached to the truck frame. Do not use the pickup bed for additional support. For proper kingpin tongue load distribution and control of the trailer, the hitch must be mounted so the kingpin load is placed ahead of the rear axle centerline. ■ Fifth-wheel trailer kingpin loads are higher than conventional trailer tongue loads, so pay careful attention to the truck's payload capacity and rear axle weight ratings. ■ Your Chevy dealer can help you calculate the maximum allowable payload and GVWR required for your fifth-wheel trailering application. The weight of any additional equipment and all passengers other than the driver must be subtracted from the payload weight to determine the maximum kingpin load available.

**1** Maximum trailer rating may be less depending on powertrain combinations.

# SILVERADO & SILVERADO HD FIFTH-WHEEL TRAILERING.

## SILVERADO 1500 FIFTH-WHEEL TRAILERING

Fifth-wheel trailering with a Silverado 1500 requires Z85 Handling/Trailer suspension or Z71 Off-Road suspension. Please read the Trailering Basics on page 39 before towing a trailer with any Chevy Truck.

VORTEC 5.3L V8	BOX LENGTH	MAX. TRAILER WEIGHT <sup>1</sup> (LBS.)	REQUIRED AXLE RATIO	GCWR <sup>2</sup> (LBS.)
1500 Regular Cab 2WD (6-speed auto. trans.)	8' 8'	8800 7200	3.42 3.08	15,000 12,200
1500 Extended Cab 2WD (6-speed auto. trans.)	6' 6"/8'	9200/8900	3.42	15,000
1500 Regular Cab 4x4 (6-speed auto. trans.)	6' 6"/8' 6' 6"/8'	8100/9700 7100/7000	3.42 3.08	14,000/15,000 12,200
1500 Extended Cab 4x4 (6-speed auto. trans.)	6' 6"/8'	9600/8000	3.42	15,000

VORTEC 6.2L V8	BOX LENGTH	MAX. TRAILER WEIGHT <sup>1</sup> (LBS.)	REQUIRED AXLE RATIO	GCWR <sup>2</sup> (LBS.)
1500 Extended Cab 2WD – MAX Trailering Pack	6' 6"	10,200	3.73	16,000
1500 Extended Cab 2WD (6-speed auto. trans.)	6' 6"	9300	3.42	15,000
1500 Extended Cab 4x4 – MAX Trailering Pack	6' 6"	9900	3.73	16,000
1500 Extended Cab 4x4 (6-speed auto. trans.)	6' 6"	8900	3.42	15,000

## SILVERADO 2500HD AND 3500HD FIFTH-WHEEL TRAILERING

Please read the Trailering Basics on page 39 before towing a trailer with any Chevy Truck.

VORTEC 6.0L V8	BOX LENGTH	MAX. TRAILER WEIGHT <sup>1</sup> (LBS.)	REQUIRED AXLE RATIO	GCWR <sup>2</sup> (LBS.)
2500HD Regular Cab 2WD	8' 8'	13,000 10,500	4.10 3.73	18,500 16,000
2500HD Regular Cab 4x4	8' 8'	12,700 10,200	4.10 3.73	18,500 16,000
2500HD Extended Cab 2WD	6' 6"/8' 6' 6"/8'	12,700/12,500 10,200/10,000	4.10 3.73	18,500 16,000
2500HD Extended Cab 4x4	6' 6"/8' 6' 6"/8'	12,400/12,300 9900/9800	4.10 3.73	18,500 16,000
2500HD Crew Cab 2WD	6' 6"/8' 6' 6"/8'	12,500/12,400 10,000/9900	4.10 3.73	18,500 16,000
2500HD Crew Cab 4x4	6' 6"/8' 6' 6"/8'	12,300/12,100 9800/9600	4.10 3.73	18,500 16,000
3500HD SRW Regular Cab 4x4	8' 8'	12,500 10,000	4.10 3.73	18,500 16,000

VORTEC 6.0L V8 (CONT.)	BOX LENGTH	MAX. TRAILER WEIGHT <sup>1</sup> (LBS.)	REQUIRED AXLE RATIO	GCWR <sup>2</sup> (LBS.)
3500HD SRW Extended Cab 2WD	8' 8'	12,400 9900	4.10 3.73	18,500 16,000
3500HD SRW Extended Cab 4x4	8' 8'	12,100 9600	4.10 3.73	18,500 16,000
3500HD SRW Crew Cab 2WD	8' 8'	12,200 9700	4.10 3.73	18,500 16,000
3500HD SRW Crew Cab 4x4	8' 8'	11,900 9400	4.10 3.73	18,500 16,000
3500HD DRW Regular Cab 4x4	8' 8'	12,200 9700	4.10 3.73	18,500 16,000
3500HD DRW Extended Cab 2WD	8' 8'	12,000 9500	4.10 3.73	18,500 16,000
3500HD DRW Extended Cab 4x4	8' 8'	11,700 9200	4.10 3.73	18,500 16,000
3500HD DRW Crew Cab 2WD	8' 8'	11,800 9300	4.10 3.73	18,500 16,000
3500HD DRW Crew Cab 4x4	8' 8'	11,600 9100	4.10 3.73	18,500 16,000

## DURAMAX 6.6L DIESEL V8

2500HD Regular Cab 2WD	8'	15,800	3.73	22,000
2500HD Regular Cab 4x4	8'	15,500	3.73	22,000
2500HD Crew Cab 2WD	6' 6"/8'	15,300/14,500	3.73	22,000
2500HD Crew Cab 4x4	6' 6"/8'	13,900/12,700	3.73	22,000
3500HD SRW Regular Cab 4x4	8'	15,400	3.73	22,000
3500HD SRW Crew Cab 2WD	8'	15,100	3.73	22,000
3500HD SRW Crew Cab 4x4	8'	14,800	3.73	22,000
3500HD DRW Regular Cab 4x4	8'	16,500	3.73	23,500
3500HD DRW Crew Cab 2WD	8'	16,200	3.73	23,500
3500HD DRW Crew Cab 4x4	8'	15,900	3.73	23,500

SRW – Single rear wheel. DRW – Dual rear wheel. **1** Maximum trailer weight ratings are calculated assuming a base vehicle, except for any option(s) necessary to achieve the rating, plus driver. The weight of other optional equipment, passengers and cargo will reduce the maximum trailer weight your vehicle can tow. See your Chevy dealer for additional details. **2** Gross Combination Weight Rating. NOTE: Trailer tongue weight should be 10 to 15 percent of total loaded trailer weight (up to 1,500 lbs. on 2500HD and 3500HD models). Trailer kingpin weight should be 15 to 25 percent of total loaded trailer weight (up to 3,000 lbs. on 2500HD models and up to 3,500 lbs. on 3500HD models). ■ Addition of trailer tongue weight/trailer kingpin weight cannot cause vehicle weights to exceed Rear Gross Axle Weight Rating (RGAWR) or Gross Vehicle Weight Rating (GVWR). These ratings can be found on the certification label located on the driver door or doorframe. ■ Fifth-wheel hitch is available as a dealer-installed accessory on select models. See the Trailering Basics on page 39 for more trailering information.

# SILVERADO & SILVERADO HD DIMENSIONS.

## REGULAR CAB

**A** = 79.9"  
**B** = 79.9" (1500 and HD SRW),  
 95.9" (3500HD Big Dooley)  
**C** = 73.5" to 76.4"  
 (depending on model and  
 tire size selected)  
**D** = 119.0" Standard Box,  
 133.0" Long Box

**E** = 205.6" Standard Box,  
 224.5" Long Box (1500),  
 224.7" (HD)  
**F** = 50.6"  
**G** = 62.5"  
**H** = 116.5"  
**I** = 78.9" Standard Box,  
 97.8" Long Box



A



B

## EXTENDED CAB

**A** = 79.9"  
**B** = 79.9" (1500 and HD SRW),  
 95.9" (3500HD Big Dooley)  
**C** = 73.6" to 76.8"  
 (depending on model and  
 tire size selected)  
**D** = 133.9" Short Box (1500),  
 143.5" Standard Box,  
 157.5" Long Box

**E** = 220.3" Short Box (1500),  
 229.9" Standard Box (1500),  
 230.3" Standard Box (HD),  
 248.8" Long Box (1500),  
 249.2" Long Box (HD)  
**F** = 50.6"  
**G** = 62.5"  
**H** = 141.4"  
**I** = 78.9" Standard Box,  
 97.8" Long Box



A



B

## CREW CAB

**A** = 79.9"  
**B** = 79.9" (1500 and HD SRW),  
 95.9" (3500HD Big Dooley)  
**C** = 73.7" to 77.2"  
 (depending on model and  
 tire size selected)  
**D** = 143.5" Short Box (1500),  
 153.0" Standard Box (HD),  
 167.0" Long Box (HD)

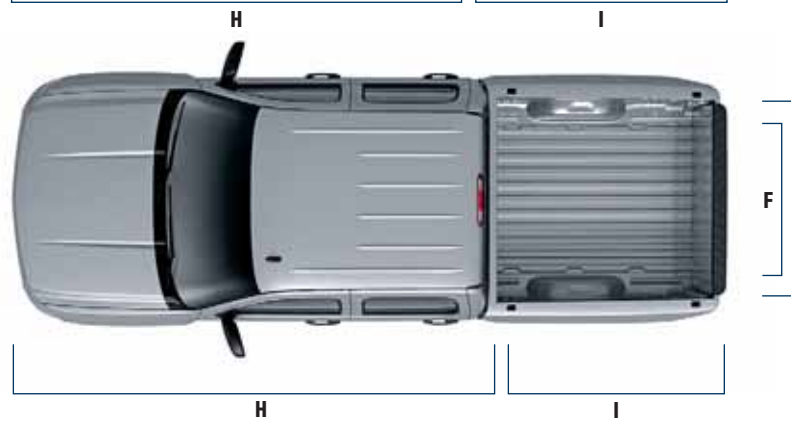
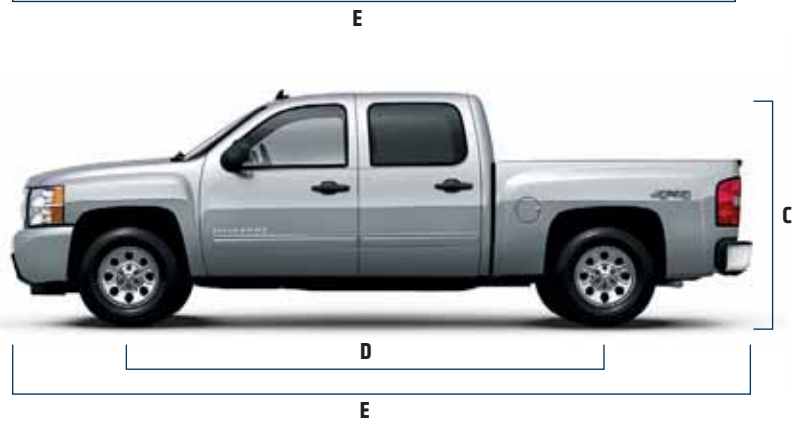
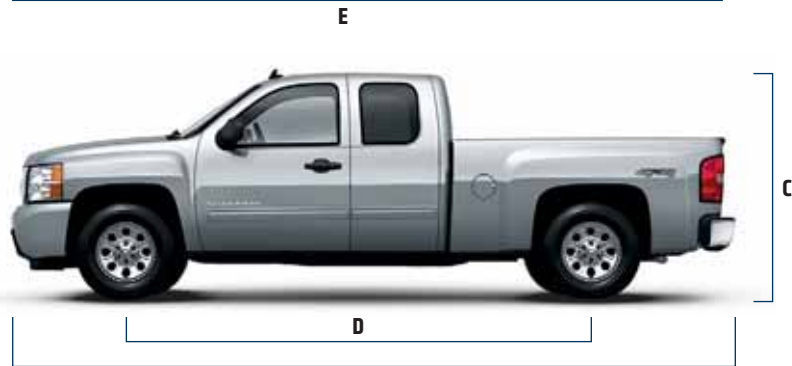
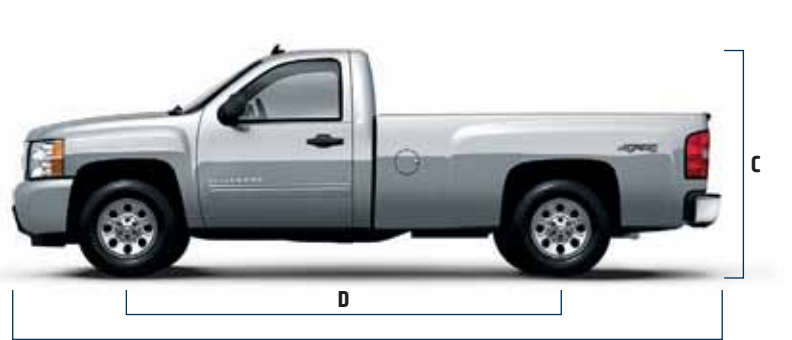
**E** = 229.9" Short Box (1500),  
 239.9" Standard Box (HD),  
 258.7" Long Box (HD)  
**F** = 50.6"  
**G** = 62.5"  
**H** = 148.9" (1500),  
 150.9" (HD)  
**I** = 69.3" Short Box (1500),  
 78.9" Standard Box (HD),  
 97.8" Long Box (HD)



A



B



## THE BEST COVERAGE IN AMERICA.

**100,000 MILE/5-YEAR TRANSFERABLE POWERTRAIN LIMITED WARRANTY.** Every 2010 Chevy passenger car, light-duty pickup, SUV and crossover comes with a 100,000 mile/5-year (whichever comes first) transferable Powertrain Limited Warranty. Plus, you get 100,000 miles/5 years (whichever comes first) of the 24/7 Roadside Assistance Program and the Courtesy Transportation Program and much more. See dealer for details.

**NEW VEHICLE LIMITED WARRANTY.** GM vehicles registered in the U.S.A. are covered for 3 years/36,000 miles (whichever comes first). The complete vehicle is covered, including tires, towing to your nearest Chevrolet dealership and cosmetic corrosion resulting from defects. Repairs will be made to correct any vehicle defect, and most warranty repairs will be made at no charge. In addition, rust-through corrosion will be covered for 6 years/100,000 miles (whichever comes first). See dealer for details.

**ENGINES.** Chevrolet products are equipped with engines produced by GM Powertrain or other suppliers to GM worldwide. The engines in Chevrolet products may also be used in other GM makes and models.

**ASSEMBLY.** Chevrolet vehicles and their components are assembled or produced by different operating units of General Motors, its subsidiaries or suppliers to GM worldwide. We sometimes find it necessary to produce Chevrolet vehicles with different or differently sourced components than originally scheduled. Since some options may be unavailable when your vehicle is assembled, we suggest you verify that your vehicle includes the equipment you ordered and that, if there were changes, they are acceptable to you.

**ONSTAR.** OnStar services require vehicle electrical system (including battery), wireless service and GPS satellite signals to be available and operating for features to function properly. OnStar acts as a link to existing emergency service providers. Subscription Service Agreement required. Call 1-888-4ONSTAR (1-888-466-7827) or visit [onstar.com](http://onstar.com) for OnStar Terms and Conditions, Privacy Statement, and details and system limitations.

**A NOTE ABOUT CHILD SAFETY.** Always use safety belts and the correct restraint for your child's age and size. Even in vehicles equipped with the Passenger Sensing System, children are safer when properly secured in a rear seat in the appropriate infant, child or booster seat. Never place a rear-facing infant restraint in the front seat of any vehicle equipped with a passenger air bag. See the Owner's Manual and child safety seat instructions for more safety information.

**IMPORTANT WORDS ABOUT THIS CATALOG.** We have tried to make this catalog comprehensive and factual. We reserve the right, however, to make changes at any time, without notice, in prices, colors, materials, equipment, specifications, models and availability. Specifications, dimensions, measurements, ratings and other numbers in this catalog and other printed materials provided at the dealership or affixed to vehicles are approximates based upon design and engineering drawings, prototypes and laboratory tests. Your vehicle may differ due to variations in manufacture and equipment. Since some information may have been updated since the time of printing, please check with your Chevrolet dealer for complete details. Chevrolet reserves the right to lengthen or shorten the model year for any product for any reason or to start and end model years at different times. Certain vehicle features may lose their usefulness over time due to obsolescence from technological changes. Unless otherwise noted, all claims based on GM Large Pickup segment and latest available competitive information. Excludes other GM-manufactured vehicles.

**TRAILERING AND OFF-ROAD DRIVING INFORMATION.** Please go to [chevy.com](http://chevy.com) and carefully review an Owner's Manual for important safety information about trailering or off-road driving in your vehicle.

At Chevrolet, giving you a completely satisfying ownership experience is our top priority. That's why if you ever need assistance, feel free to contact us at these websites or phone numbers.

**CHEVY.COM.** Offers shopping tools such as Build and Price, Find a Vehicle, Request Info, Email Sign-Up, Compare Vehicles, Financial Tools...and much more.

**24-HOUR ROADSIDE ASSISTANCE PROGRAM (1-800-CHEV-USA).** The Chevrolet Roadside Assistance Program provides you with the following services for 100,000 miles or 5 years (whichever comes first): Emergency Towing (to closest Chevy dealer from a legal roadway), Lockout Service (keys locked inside vehicle), Flat Tire Changes (spare installed), Fuel Delivery (\$5 worth of fuel delivered on the road) and Jump Starts (at home or on the road). For specific terms and conditions, please contact your Chevrolet Roadside Assistance advisor at 1-800-243-8872. Some services may incur costs.

**COURTESY TRANSPORTATION PROGRAM.** Ask your Chevrolet dealer for Courtesy Transportation if you leave your vehicle for extended repairs under the New Vehicle Limited Warranty or Powertrain Limited Warranty. Ask if you qualify for expense reimbursement and/or vehicle rental. Services vary by dealer.

**CHEVROLET CUSTOMER ASSISTANCE CENTER (1-800-222-1020).** Talk directly to customer relationship managers who can handle any inquiries related to vehicle operation, warranty coverages, or product or service concerns you may have. Please refer to your Owner's Manual for Customer Assistance information.

**CHEVY.COM/SAFETY.** Chevrolet is committed to keeping you and your family safe -- from the start of your journey to your destination. That's why every Chevrolet is designed with a comprehensive list of safety and security features to help give you peace of mind.

**GMMOBILITY.COM (1-800-323-9935).** GM Mobility offers financial assistance for eligible adaptive equipment to make automotive travel easier for persons with disabilities or special transportation needs. To learn more about special GM Mobility offers, visit [gmmobility.com](http://gmmobility.com).

**CHEVROLET OWNER CENTER (GMOWNERCENTER.COM/CHEVY).** Register your vehicle with the Chevrolet Owner Center, and receive benefits such as online access to your vehicle Owner's Manual, maintenance schedule reminders, service history tracking, warranty and service information, safety information, special offers and privileges, and news and events.

**MARKETING AND INCENTIVES (CHEVY.COM/SPECIALOFFERS).** Call 1-800-950-CHEV (1-800-950-2438) or visit [chevy.com/specialoffers](http://chevy.com/specialoffers) for new product, current incentive and marketing program information.

**GM CARDMEMBERSERVICES.COM.** Did you know about the family of reward credit cards that can help you get a great deal on a new GM car, light-duty pickup, SUV or crossover? With a GM reward card, you accrue earnings on every credit card purchase to use toward the purchase or lease of an eligible, new GM vehicle. With three cards to choose from, you're sure to find one that suits you best.

GM, the GM Logo, Chevrolet, the Chevrolet Logo, and the slogans, emblems, vehicle model names, vehicle body designs and other marks appearing in this document are the trademarks and/or service marks of General Motors, its subsidiaries, affiliates or licensors. OnStar, the OnStar Emblem, Safe & Sound and Directions & Connections are registered trademarks of OnStar LLC. SIRIUS, XM and all related marks and logos are trademarks of SIRIUS XM Radio Inc. and its subsidiaries. The Bluetooth word mark is a registered trademark owned by Bluetooth SIG, Inc. and any use of such mark by Chevrolet is under license. iPod is a mobile digital device. iPod is a registered trademark of Apple, Inc. All rights reserved. Bose is a registered trademark of the Bose Corp. Allison is a registered trademark of Allison Transmission, Inc. Rancho is a registered trademark of Tenneco Inc. ©2009 General Motors. All rights reserved.

Litho in USA.

October 2009

## CHEVY

For more information about ownership extras, please visit the websites below.



[onstar.com](http://onstar.com)



### ACCESSORIES

[chevy.com/accessories](http://chevy.com/accessories)



[gm.xmradio.com](http://gm.xmradio.com)



[chevy.com/warranty](http://chevy.com/warranty)