

INCENTIVES AND SUPPORT FOR YOUR BUSINESS NEEDS.

BUSINESS LINK

The fast lane for small business.

THE DEALER NETWORK FOR YOUR BUSINESS.

Your **BusinessLink** dealer is committed to providing you, the small business owner, with the vehicle support you need for your business, from servicing all makes and models of your existing vehicle(s) to selling you that right vehicle needed to perform the work that you do. Your **BusinessLink** dealer provides available "next-bay-up" service because we know downtime costs you money. Your **BusinessLink** dealer has sales professionals trained to properly "job-rate" the right vehicle for your work application along with providing commercial finance options. New vehicle sales to qualified small business owners also receive a free alternate transportation contract in the event your vehicle is in for service.

Membership in the **BusinessLink** program is complimentary. Membership helps us to identify you as a small business owner so we can provide you with both the service you deserve, and update you with offers that can help reduce the cost of doing business. For your free registration, see your **BusinessLink** dealer today.

ON THE JOB INCENTIVES FOR SMALL BUSINESSES.

Running a business presents plenty of challenges. Like cutting costs, not corners. Like saving time and money and eliminating hassles. The **ON THE JOB**^[26] commercial incentive program provides assistance in customizing and servicing your business vehicles.

Our most popular **ON THE JOB**^[26] incentives are:

- **COMMERCIAL EQUIPMENT/UPGRADES.** \$1,000/\$500 Allowances for Upfits, \$1,000 Box-Off Allowance, \$500 RamBox[®] Cargo Management System Allowance.
- **COMMERCIAL GRAPHICS ALLOWANCES.** \$250/\$500/\$1,000 Commercial Graphics Allowances.
- **BOSCH[®] TOOL OFFER.** Select 1 of 4 All-New Bosch Power Tool Packages.
- **2-YEAR LUBE/OIL/FILTER.** For all Chrysler, Dodge, Jeep, and Ram vehicles (includes gas and diesel engines).

See your dealer for specific program rules and details or call us toll-free at **877-ONTHEJOB (877-668-4356)**.

BusinessLink has you covered.

- **Next-Bay-Up Service** (all makes and models)
- **A Dedicated BusinessLink Staff**
- **Commercial Vehicles in Stock**
- **Free Loaners* for Selected Vehicles**
- **Extended Service Hours**
- **Convenient Shuttle Services**

For more information, log on to chryslercommercialvehicles.com or call us toll-free at **877-2THELINK (877-284-3546)**.

*Some restrictions apply. See dealer for details.

CHRYSLER
CAPITAL

A commercial line of credit from Chrysler Capital is ideal for qualified business customers looking for a flexible, easy way to manage growing vehicle needs. Chrysler Capital streamlines the process—and with prequalification, you're ready to buy a vehicle when you need it. Ask your **BusinessLink** dealer for details.



RAM IS A REGISTERED TRADEMARK OF FCA US LLC.



2015 RAM POCKET GUIDE



THE 2015 RAM WORKFORCE.

MOST DIVERSE POWERTRAIN SELECTION IN RAM BRAND HISTORY. A PORTFOLIO DESIGNED FOR LOW COSTS OF OWNERSHIP. THIS WORKFORCE IS READY TO HANDLE IT ALL.

Commercial-grade capability. Outstanding durability over miles and years. And the all-new Ram ProMaster® City Tradesman® Cargo Van and Passenger Wagon models. For 2015, the Ram Commercial portfolio is the biggest, toughest and strongest in our history.

In every respect, these workhorses measure up and stand out. Quality, capability and fuel-efficient performance are at the top of the game. Occupant comfort and connectivity rank among the best.

Today, industrial and heavy-use recreational needs are ably and eagerly met using the formidable strengths of Ram Commercial. Count on standard and available advantages like the groundbreaking 3.0L EcoDiesel V6, the 6.4L HEMI® V8 and the best-in-class^{[1]*} diesel torque from the Cummins® Turbo Diesel on Ram 3500 pickups, the TorqueFlite® 8-speed and AISIN® Heavy-Duty transmissions, phenomenal PTO capability and ingenious suspension technology. For workers that scoff at hard labor, the muscular and toned Ram team is ready to work.

*A note about this brochure: all disclaimers and disclosures can be found on the last page.

RAM QUALITY: EXCEPTIONAL WARRANTIES.

The business of a Ram truck is to carry everything from steel to ironclad reliability. We deliver like no other.

All Ram powertrains cover you with a 5-Year/100,000-Mile Powertrain Limited Warranty.^[2] All vehicles further back your business with a comprehensive 3-Year/36,000-Mile Bumper-to-Bumper Warranty.^[3]

5 YEAR / 100,000 MILE
POWERTRAIN LIMITED WARRANTY^[2]

INTRODUCTION	2
RAM: AN OVERVIEW	4-7
POWERTRAINS	8-11
RAM LIGHT DUTY 1500 PICKUPS	
WHEELS	12-13
BUYER'S GUIDE	14-19
TRAILER WEIGHTS AND PAYLOADS	20-21
RAM HEAVY DUTY 2500/3500 PICKUPS	
WHEELS	22-23
BUYER'S GUIDE	24-31
TRAILER WEIGHTS AND PAYLOADS	32-33
RAM 3500/4500/5500 CHASSIS CABS	
WHEELS	34-35
BUYER'S GUIDE	36-41
TRAILER WEIGHTS AND PAYLOADS	42-43
RAM C/V TRADESMAN®	
BUYER'S GUIDE	44-45
CAPACITIES AND WHEELS	45
RAM PROMASTER® VANS/CUTAWAYS/CHASSIS CABS	
WHEELS	46
BUYER'S GUIDE	47-48
TRAILER WEIGHTS, PAYLOADS AND CAPACITIES	49
RAM PROMASTER CITY™	
WHEELS/BUYER'S GUIDE	50-52
PAYLOAD AND TOWING CAPACITIES	53
RAM COMMERCIAL PORTFOLIO	
CONFIGURATIONS	54-55
EXTERIOR PAINT COLORS	56-57
INTERIOR SEAT FABRICS	58
SUPPORT FOR YOUR BUSINESS	
UPFITS/BODY BUILDERS/RESOURCES	59
BUSINESS/IN/ON THE JOB/CHRYSLER CAPITAL	60

LIGHT DUTY

From deep-country farms to sprawling ranches to the grittiest urban industrial sites—and everywhere in between—one light-duty truck steps up where others step back: 2015 Ram 1500. The many assets of the Ram light-duty pickups include the groundbreaking available EcoDiesel V6 engine, the class-exclusive^[4] available Active-Level™ Four-Corner Air Suspension System, the class-exclusive^[4] available RamBox® Cargo Management System, a standard Electronic Stability Control (ESC)^[5] System on all models, state-of-the-art technology for connectivity, comfortable and durable interiors that offer superb storage—and much more.



SELECT RAM 1500 HIGHLIGHTS

- **THE 3.0L ECODIESEL V6.** Once again, Ram 1500 technology sets the stage for performance. The available EcoDiesel V6 for Ram 1500 offers 420 lb-ft of torque backed with the best fuel economy of any full-size pickup.^[6]
- **THE TORQUEFLITE® 8-SPEED AUTOMATIC TRANSMISSION.** Ram 1500 makes it happen in ways the others don't. The TorqueFlite 8-speed automatic features a class-exclusive^[4] dashboard-mounted Rotary Shifter and an invaluable Thermal Management System.
- **4x4 CAPABILITY WITH V6-POWERED EFFICIENCY.** Combine the Pentastar® V6 or the EcoDiesel V6 with the TorqueFlite 8-speed automatic for efficient power backed with tough available 4x4 strength.
- **THE CLASS-EXCLUSIVE^[4] ACTIVE-LEVEL FOUR-CORNER AIR SUSPENSION SYSTEM** can replace the resilient and comfortable coil spring suspension. This available suspension provides five operating levels with automatic load-leveling and easier entry and exit.
- **AN INTERIOR FEATURING BRILLIANT ELECTRICAL ARCHITECTURE** also offers an available full-color multiview display that communicates dozens of vehicle information graphics.
- **A DASHBOARD-MOUNTED SWITCH BANK** puts functionality at your fingertips, controlling the standard ESC^[5] System, the Tow/Haul Mode and the available Active-Level Four-Corner Air Suspension System (if equipped), with additional room to handle optional content.

HEAVY DUTY

Heavy-duty jobs demand heavy-duty support. The many innovations on Ram 2500/3500 Heavy Duty models demonstrate that these pickups deliver what counts: uncompromising can-do capability backed with exclusive engineering that separates these workhorses from the rest. Count on best-in-class^[1] gas horsepower and torque from the available 6.4L HEMI® V8; best-in-class^[1] towing* for gas and diesel engines; available best-in-class^[1] diesel torque for Ram 3500 and a class-exclusive^[1] available Auto-Level Rear Air Suspension System that complements the outstanding towing and payload capability. Few pickups out there can meet the standards set by Ram 2500/3500 Heavy Duty.



Properly secure all cargo.

SELECT RAM 2500/3500 HEAVY DUTY HIGHLIGHTS

- **EXCEPTIONAL CAPABILITY FROM BEST-IN-CLASS^[1] MAXIMUM GROSS COMBINED WEIGHT RATINGS (GCWRs).** Robust strength for the job is part of the package with Ram Heavy Duty. The max GCWRs provided by the 2015 Ram Heavy Duty models powered by the available 6.7-liter Cummins® Turbo Diesel are the highest in the class,^[1] with up to 25,300 lb* for Ram 2500 and up to 37,900 lb* for Ram 3500.
- **BEST-IN-CLASS^[1] TOWING* FOR GAS AND DIESEL ENGINES.** For confident pulling and hauling, Ram Heavy Duty pickups lead all others in the class. A Ram 3500 powered by the available 6.4L HEMI V8 delivers towing capability up to 16,520 lb*; equip it with the available 6.7L Cummins High Output, and max towing jumps up to 30,000 lb.*
- **IMPRESSIVE MAXIMUM GROSS VEHICLE WEIGHT RATINGS (GVWRs).** Ram 2500 and 3500 pickups ramp up capability: up to 10,000 lb* for Ram 2500 and up to 14,000 lb* for Ram 3500 models.
- The available Cummins Turbo Diesel comes in **THREE SEPARATE POWER RATINGS**, maxing out at 385 HP and a best-in-class^[1] 865 LB-FT OF AVAILABLE TORQUE when paired with the AISIN® Heavy-Duty 6-speed automatic on Ram 3500. All Cummins engines feature a **CLASS-EXCLUSIVE^[1] "SMART" DIESEL EXHAUST BRAKE.**
- **A TOP-TIER AVAILABLE GAS ENGINE FOR RAM HEAVY DUTY.** The 6.4L HEMI V8 churns out best-in-class^[1] gas horsepower and torque: 410 hp/429 lb-ft.

*When properly equipped.

CHASSIS CABS

The 2015 Ram Chassis Cabs provide exceptional upfit versatility, outstanding PTO access and output (including best-in-class^[7] PTO output on 4500/5500), backed with superb technology and comfort. Standard engine for all models is the formidable 6.4L HEMI® V8, delivering up to a maximum of 410 hp* (3500 SRW) and 366 hp (4500/5500) backed with 429 lb-ft of torque. Left- or right-side PTO availability gives these workhorses added distinction for the job site. Further advantages include a max GVWR up to 12,000 lb[†] on Ram 3500 SRW, an available heavy-duty front suspension for 4500/5500, best-in-class^{[7][8]} dual fuel tank capacity—and the nimble and configurable Ram ProMaster® Cutaway/Chassis Cab models.



Properly secure all cargo.



Properly secure all cargo.

VANS AND WAGONS

Exceptionally dynamic and functional, the 2015 Ram C/V Tradesman® boasts a stunning list of industry-leading features, including best-in-class^[11] payload, towing* and cargo capacity—up to 155.5 cubic feet. From there, the portfolio of commercial-grade vehicles continues to improve, with the recent expansion of the Ram Brand Family. Last year, we brought on board the versatile Ram ProMaster® Cargo Vans offering multiple wheelbases, floor lengths, roofs—and uncountable possibilities. For 2015, we ramp up capability even further, with the right-sized and all-new Ram ProMaster City™ Tradesman Cargo Van and Passenger Wagon models.

SELECT RAM AND PROMASTER CHASSIS CAB HIGHLIGHTS

- Ram 4500/5500 Chassis Cab models deliver capability you can count on. **BEST-IN-CLASS^{[9][10]} MAXIMUM GROSS COMBINED WEIGHT RATINGS (GCWRs)** give you ample latitude for upfits.
- **BEST-IN-CLASS^[6] AVAILABLE 6.7L DIESEL ENGINE FRONT GROSS AXLE WEIGHT RATINGS (GAWRs)** for Ram 4500/5500 Chassis Cabs make these workers ideal for heavy-duty front-mounted attachments.
- When equipped with the available Cummins® High Output Turbo Diesel, Ram 4500/5500 Chassis Cab models deliver **BEST-IN-CLASS^[6] DIESEL TORQUE**. The Cummins advantage includes available B20 capability and a state-of-the-art Diesel Exhaust Fluid (DEF) System.
- Standard on every 2015 Chassis Cab, the **ELECTRONIC STABILITY CONTROL (ESC)^[5] SYSTEM** is an invaluable advantage for exceptional maneuvering, road manners and trailering control.
- **BEST-IN-CLASS^{[7][6]} AVAILABLE MAX DUAL ALTERNATOR OUTPUT**. Put a total of 440 amps at your service, from a Ram Chassis Cab equipped with the Cummins Turbo Diesel.
- For 2015, **THE RAM PROMASTER CHASSIS CAB MODELS** give the Ram portfolio phenomenal versatility, with two cab-to-axle lengths, two wheelbases, three frame lengths and an impressive Gross Vehicle Weight Rating.

*Only when the available IOK GVWR Package is ordered on 3500 SRW with 66RFE automatic transmission. †When properly equipped.

SELECT C/V TRADESMAN, PROMASTER AND PROMASTER CITY HIGHLIGHTS

- Ram C/V Tradesman leads the competition with **BEST-IN-CLASS^[10] FEATURES** where they count the most; among them: horsepower; torque; payload; towing;* and cargo area length and width.
- **IMPRESSIVE FUEL EFFICIENCY**: the standard Pentastar® V6 in Ram C/V Tradesman delivers.
- **BEST-IN-CLASS^[10] HIGHWAY DRIVING RANGE**: Ram C/V Tradesman gives you up to 520 miles[†] on one tank.
- **THE RAM PROMASTER VANS** come to work with class-exclusive^[13] **FRONT-WHEEL DRIVE**, plus four lengths, three wheelbases and two roof heights to accommodate virtually any upfit need.
- **TWO EXCEPTIONAL POWERTRAINS**. Ram ProMaster Vans provide an available 3.0-liter EcoDiesel I4 mated to the class-exclusive^[13] 6-speed Dual Active Drive transmission. The Pentastar V6 mated to the 6-speed automatic churns out best-in-class^[13] standard V6 horsepower backed with 260 lb-ft of torque.
- **ALL-NEW 2015 RAM PROMASTER CITY**: efficient 2.4L MultiAir®2 in-line 4-cylinder with a class-exclusive^[14] 9-speed automatic. Best-in-class^[14] payload (Cargo Van models), cargo capacity, cargo width between wheel wells, horsepower and torque*—backed with unsurpassed towing^[14] (Cargo Van models) up to 2,000 lb.*

*When properly equipped. †EPA estimated 18 mpg city/26 mpg hwy and 20-gallon fuel tank. Actual results may vary.



ALL-NEW RAM PROMASTER® CITY

THE 2.4L MULTIAIR® 2 I4: 178 HP / 174 LB-FT

Large, powerful and lightweight, the four-cylinder 2.4L MultiAir2 features a host of new components and enhancements for combustion control, maximum fuel efficiency and reduced exhaust emissions. With its 10:1 compression ratio, individual piston oil squirters, precious-metal spark plugs and refined oil life monitoring system providing recommended oil change data, the 2.4L MultiAir2 ably steps up to the commercial demands of Ram ProMaster City™ models.



RAM 1500

THE 3.6L PENTASTAR® V6: 305 HP / 269 LB-FT

Standard in Ram 1500, delivering an impressive 25 mpg highway* with the standout and innovative TorqueFlite® 8-speed automatic transmission. Count on built-in V6 efficiencies, V8-equivalent performance and tough available 4x4 capability to do the job—and do it right.

RAM PROMASTER VAN/CHASSIS CAB/CUTAWAY

THE 3.6L PENTASTAR V6: 280 HP / 260 LB-FT

The impressive and award-winning Pentastar V6 is the standard engine for the 2015 Ram ProMaster Vans. Light and efficient, with outstanding horsepower and torque, Electronic Throttle Control and a serious compression ratio of 10.2:1.



RAM C/V TRADESMAN®

THE 3.6L FLEX FUEL PENTASTAR V6: 283 HP / 260 LB-FT

Here, it's vigorous and capable, while adding Flex Fuel calibration for more fuel choices.

RAM 1500

THE 5.7L HEMI® V8 WITH MDS/FUEL SAVER TECHNOLOGY: 395 HP / 410 LB-FT

The resilient HEMI V8 for Ram 1500: smart performance, using every drop of fuel. Dual spark plug technology and Variable Valve Timing (VVT) contribute to outstanding engine efficiency and torque levels. The Multi-Displacement System (MDS)/Fuel Saver Technology transforms this tough V8 into a fuel-efficient 4-cylinder under many conditions. Standard on select models; available for all 2015 Ram 1500 pickups.



RAM 2500/3500 AND 3500 CHASSIS CAB

THE 5.7L HEMI® V8 WITH VVT: 383 HP / 400 LB-FT

This version of the 5.7L HEMI V8 utilizes Variable Valve Timing (VVT), technology that optimizes engine breathing. Output is measurably better: VVT increases torque, giving these tough Ram models notable gas-powered towing strength. Standard on Ram 2500/3500 SRW pickups and available for Ram 3500 SRW Chassis Cabs.



RAM 2500/3500

THE 6.4L HEMI V8 WITH MDS/FUEL SAVER TECHNOLOGY: 410 HP / 429 LB-FT

Count it all, and count on performance: VVT, MDS/Fuel Saver Technology, Individual Cylinder Fuel Control and interactive Deceleration Fuel Shut-Off (iDFSO). The assets that come with the available engine for Ram Heavy Duty pickups accomplish nothing less than bottom-line superiority, delivering best-in-class¹¹ gas horsepower and torque.



RAM 3500/4500/5500 CHASSIS CAB

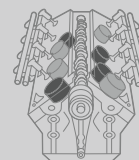
THE 6.4L HEMI V8 WITH MDS/FUEL SAVER TECHNOLOGY: 370 HP (410 HP*) / 429 LB-FT (3500); 366 HP / 429 LB-FT (4500/5500)

The standard engine for all Ram Chassis Cab models provides outstanding gas-powered V8 performance—using 87-octane unleaded gas. Mate the 6.4L HEMI V8 with the available AISIN® transmission, and you've got stellar available PTO capability that efficiently uses only four of its cylinders (static). Configurations: 3500 models mate the 6.4L HEMI V8 with the 66RFE 6-speed automatic, with the AISIN AS66RC available for increased payload and towing capability; Ram 4500/5500 models mate it solely to the AISIN.



MDS/FUEL SAVER TECHNOLOGY

The Multi-Displacement System is exactly what business needs. The 5.7L HEMI V8 on Ram 1500 and the 6.4L HEMI V8 on Heavy Duty and 3500 Chassis Cab with the 66RFE automatic are tough 8-cylinders for the job—and transform seamlessly into an efficient 4-cylinder for the cruise. The 6.4L HEMI V8 with the AISIN transmission on 3500/4500/5500 Chassis Cabs also has MDS capability when in stationary PTO mode. Sometimes less is truly better.



A TRANSMISSION FOR EVERY NEED: THE GAS-DRIVEN PORTFOLIO.

THE 948TE 9-SPEED AUTOMATIC. This application reflects ideal engineering to propel the all-new Ram ProMaster City models. The wide 9.79 ratio spread and 4.70:1 first-gear launch ratio ensure quick takeoffs, while the 7th–9th gear transitions help enhance fuel efficiency. Standard: 2015 Ram ProMaster City Tradesman Cargo Van and Passenger Wagon.

THE 8HP45 TORQUEFLITE 8-SPEED AUTOMATIC. Compact, durable, efficient: the 8HP45 transmission delivers exceptional stats, with adaptive shifting, fill-for-life fluid, a sophisticated Thermal Management System and dashboard-mounted Rotary Shifter. All contribute to fuel efficiency. Standard: Ram 1500 with the 3.6L Pentastar V6.

THE 8HP70 TORQUEFLITE 8-SPEED AUTOMATIC. This larger, more robust version of the 8HP45 8-speed offers all of the features described above—but enlarges the application to the 5.7L HEMI V8. It's a very real contribution to the impressive Ram 1500 fuel efficiency. This transmission also features the dashboard-mounted Rotary Shifter. Available: Ram 1500 with the 5.7L HEMI V8.

THE 65RFE 6-SPEED AUTOMATIC. This commercial-grade component reflects made-for-industry engineering, with a super-low sixth-gear ratio of 0.67:1 that functions as an additional overdrive to help reduce engine speeds and mitigate engine wear. Ancillary benefits address reducing long-term ownership costs. Standard powertrain partner on Ram 1500 with the available 5.7L HEMI V8.

*EPA estimated 17 mpg city/25 mpg hwy on Ram 1500 3.6L V6 4x2. Actual results may vary.

THE 66RFE 6-SPEED AUTOMATIC. Electronic Range Select (ERS) facilitates heavy towing and payload assignments, with an added sixth gear that contributes a crisp and efficient 0.63:1 gear ratio; the muscular reverse gear ratio of 4.44:1 is ideal when moving larger trailers. Standard with the HEMI V8-powered Ram 2500 and 3500 pickups and Ram 3500 Chassis Cab.

THE 62TE 6-SPEED AUTOMATIC. Mated to the 3.6L Pentastar® V6 and refined for commercial demands, this long-proven component ensures effortless and economical shifting. Engine speeds change less with each shift, contributing to fuel efficiency. Standard on Ram C/V Tradesman® and Ram ProMaster®.

THE AISIN AS66RC HEAVY-DUTY 6-SPEED AUTOMATIC. Developed with our colleagues at AISIN, it was specifically sized, packaged and calibrated to accommodate the output and relating axle ratios of its partner—the 6.4-liter HEMI V8 engine for Ram 3500 Chassis Cab (as available transmission) and 4500/5500 Chassis Cab models (as standard transmission). On Ram Chassis Cabs, the AS66RC provides prodigious available PTO capability: dual-sided configurability (available, 4x2 models), with the left side capable of handling hydraulic or higher-output functions; 60 hp and 250 lb-ft of torque; and efficient operation by operating PTO (static) using only four of the eight cylinders.

*Only when the available IOK GVWR Package is ordered on 3500 SRW with 66RFE automatic transmission.



RAM 2500/3500

6.7L CUMMINS® TURBO DIESEL: 350 HP / 660 LB-FT

The Cummins Turbo Diesel for Ram Heavy Duty pickups comes in three separate calibrations. All feature the class-exclusive^[1] “smart” diesel exhaust brake for improved braking and control, especially on downhill grades. This version of the Cummins Turbo Diesel churns out stunning torque backed with exceptional horsepower, in a powertrain configuration solely mated to the class-exclusive^[1] 6-speed manual transmission. Available for Ram 2500/3500 pickups.

RAM 2500/3500

6.7L CUMMINS TURBO DIESEL: 370 HP / 800 LB-FT

This calibration translates into radically high torque output, giving Ram Heavy Duty models extra clout for the job. Like all Cummins engines, it features the “smart” diesel exhaust brake and offers superb cold-start capability—unaided in temperatures as low as -20° F. The 370 / 800 calibration is partnered with the dependable and trusted 68RFE 6-speed automatic transmission. Available for Ram 2500/3500 pickups.

RAM 3500 ONLY

6.7L CUMMINS HIGH OUTPUT TURBO DIESEL: 385 HP / 865 LB-FT

The available High Output calibration is mated only to the AISIN® 6-speed automatic and gives Ram 3500 pickup models best-in-class^[1] available torque to master the toughest towing and hauling assignments. All Cummins Turbo Diesels meet stringent Federal emissions standards with an ingenious Diesel Exhaust Fluid (DEF) System. Available only on Ram 3500 pickups.

RAM 1500

THE 3.0L ECODIESEL V6: 240 HP / 420 LB-FT

Available for Ram 1500 is one more in a series of groundbreaking powerplants: the 3.0-liter EcoDiesel V6 engine, providing superior performance and breakthrough technology. Look for a standard oil cooler to help achieve time-saving best-in-class^[4] 10,000-mile oil change intervals, backed by the best-in-class^[15] combination of V6 fuel economy and torque.

RAM PROMASTER® VAN/CHASSIS CAB/CUTAWAY

3.0L ECODIESEL I4: 174 HP / 295 LB-FT

Long proven and now in its sixth generation, the available 3.0L EcoDiesel I4 with its Variable Geometry Turbocharger and intercooler is an in-line 4-cylinder calibrated for B5-compatibility. It's mated solely to the innovative 6-speed Dual Active Drive transmission. Offering clean-burning diesel technology that provides superb performance and impressive fuel efficiency, it is an option only on Ram ProMaster models.



RAM 3500/4500/5500 CHASSIS CAB

6.7L CUMMINS® TURBO DIESEL: 320 HP / 650 LB-FT

Two Cummins Turbo Diesel calibrations serve Ram Chassis Cabs with outstanding power. In the 320 hp / 650 lb-ft iteration, the Cummins is mated to the class-exclusive^{[7][8]} G56 6-speed manual transmission. Assets are extensive and include the “smart” diesel exhaust brake, a state-of-the-art and fully compliant DEF System, with unaided cold-start capability down to -20° F. Available for all Ram Chassis Cabs.

RAM 3500/4500/5500 CHASSIS CAB

6.7L CUMMINS HIGH OUTPUT TURBO DIESEL: 325 HP / 750 LB-FT

Significant advantages come with the available Cummins High Output Turbo Diesel—starting with best-in-class^[8] available torque of 750 lb-ft for 4500/5500 models; max towing* is also best-in-class^{[9][10]} The 325 hp / 750 lb-ft Cummins is partnered solely to the transmission designed to fluently handle this degree of output over the long term: the AISIN® AS69RC 6-speed automatic with its Chassis Cab-friendly PTO capability. Available for all Ram Chassis Cabs.

A TRANSMISSION FOR EVERY NEED: THE DIESEL-DRIVEN FAMILY.

THE G56 6-SPEED MANUAL. This class-exclusive^{[1][7][8]} component features outstanding engineering; after all, it has to handle the incredible output of the Cummins Turbo Diesel engine on a daily basis. The G56 features an ultra-low first-gear ratio to facilitate heavy hauling/payload/towing* requirements; it's also designed for convenient Power Take-Off (PTO) access, simplifying upfits on Ram Chassis Cab models. Available on Cummins equipped Ram pickup and Chassis Cab models.

THE 68RFE 6-SPEED AUTOMATIC. Electronic Range Select (ERS) translates into phenomenal towing control.* Designed to fluently handle the 800 lb-ft of torque generated by the Cummins, the 68RFE features a beyond-tough torque converter to capably manage that output. Available with the 6.7L Cummins on Ram 2500/3500 pickups.

THE ZF 8HP70 8-SPEED AUTOMATIC: RAM 1500. Opting for the available 3.0L EcoDiesel V6 in Ram 1500 also gives you a unique standard powertrain partner: the innovative and pioneering TorqueFlite® 8-speed automatic transmission, providing an outstanding combination of power and fuel efficiency.

THE AISIN AS69RC 6-SPEED AUTOMATIC: RAM HEAVY DUTY PICKUP. Extensive assets of the world-class AISIN work with the Cummins High Output, with up to 865 lb-ft of torque helping vault Ram 3500 pickup to the top of the class.^[1] AISIN AS69RC business-specific advantages include a Shift Control System with efficient shifting algorithm; an industrial-grade case; wide overall gear ratios; a geartrain with three efficient clutches and two brakes: here, braking response rivals a manual. Available only on Ram 3500 pickups with the available 6.7L Cummins High Output Turbo Diesel (385 hp / max 865 lb-ft of torque).

THE AISIN AS69RC 6-SPEED AUTOMATIC: CHASSIS CAB. The Ram Chassis Cab design is all about enhancing PTO capability, and this engineering enables premium levels of on-the-job versatility. The AISIN 6-speed automatic, featuring all of the assets described above, but paired with the 325 hp / 750 lb-ft Cummins, takes Ram Chassis Cab left- or right-side PTO capability, ease-of-installation and access to benchmark levels. PTO advantages include impressive numbers (60 horsepower and 250 lb-ft of torque, both static and mobile), along with split-shaft capability for multiple PTO use. Left-side capability (4x2 models only) can handle hydraulic and high-output applications; there's even packaging space for aftermarket units.

THE 6-SPEED DUAL ACTIVE DRIVE. Exclusive to Ram ProMaster® models, this component is all about business, allowing driver-operated (manual) shifting of gears when needed or desired—but with no clutch pedal at all. In automated mode, it delivers all the conveniences of an automatic. Manual or automated control is entirely up to the operator. Mated to the available 3.0L EcoDiesel I4 on Ram ProMaster models only.

*When properly equipped.



RAM 1500



Properly secure all cargo.

RAM 1500



17-inch Argent Steel Wheel
Standard on Tradesman®
(WFP)



17-inch Painted Aluminum Wheel
Standard on SLT, Outdoorsman® and HFE
Optional on Tradesman
(WFE)



17-inch Chrome-Clad Aluminum Wheel
Optional on Big Horn / Lone Star* and Laramie®
(WFJ)



20-inch Painted Aluminum Wheel
Standard on Express
Optional on Outdoorsman
(WHE)



20-inch Chrome-Clad Aluminum Wheel
Optional on Express
(WR2)



20-inch Chrome-Clad Aluminum Wheel
Standard on Big Horn / Lone Star*
(WRK)



20-inch Black Painted Aluminum Wheel
Optional on Outdoorsman® and Express
(WHN)



20-inch Polished Aluminum Wheel with Painted Pockets
Standard on Sport
(WRF)



20-inch Chrome-Clad Aluminum Wheel
Standard on Laramie
(WRG)



20-inch Aluminum Multi-Insert Wheel with Polished Face and Gold-Clad Inserts
Standard on Two-Tone Laramie Longhorn®
(WRH)



20-inch Aluminum Wheel with Polished Face and Silver-Clad Inserts
Standard on Laramie Longhorn with available Monotone Paint
(WRJ)



20-inch Satin Carbon Painted Aluminum Wheel with Chrome Inserts
Standard on Laramie Limited
(WRM)



20-inch Polished Aluminum Wheel
Optional on Monotone Laramie Longhorn® and Laramie Limited
(WRT)



22-inch Polished Forged Aluminum Wheel
Standard on Regular Cab R/T
Optional on Crew Cab Sport
(WPZ)

*Lone Star model available only in Texas.

*Lone Star model available only in Texas.

2015 RAM 1500 PICKUP BUYER'S GUIDE (CONTINUED)

CPOS PACKAGE

SAFETY AND SECURITY

	TRADESMAN® REG/QUAD/CREW	EXPRESS REG/QUAD/CREW	HFE REG	S/LT REG/QUAD/CREW	BIG HORN/LONE STAR® REG/QUAD/CREW	OUTDOORSMAN® QUAD/CREW	SPORT REG/QUAD/CREW	LARAMIE® QUAD/CREW	LARAMIE LONGHORN® CREW	LARAMIE LIMITED CREW
	B	C	P	G	Z/Y	T	L	H	K	M
AIR BAGS ^[23] — Advanced multistage front	S	S	S	S	S	S	S	S	S	S
— Supplemental side-curtain	S	S	S	S	S	S	S	S	S	S
— Supplemental front-seat side-mounted	S	S	S	S	S	S	S	S	S	S
BRAKES — Power-assisted 4-wheel antilock disc	S	S	S	S	S	S	S	S	S	S
ELECTRONIC STABILITY CONTROL (ESC) ^[31] — Includes 4-wheel ABS, Brake Assist, All-Speed Traction Control, Rain Brake Support, Ready Alert Braking, Electronic Roll Mitigation, Hill Start Assist and Trailer Sway Damping ^[51]	S	S	S	S	S	S	S	S	S	S
PARKSENSE® FRONT AND REAR PARK ASSIST ^[24] — Not available on Regular Cab (included with Rear Camera and Park Assist Group)	—	—	—	—	0	0	0	0	S	S
PARKVIEW® REAR BACK-UP CAMERA ^[24] — With dynamic grid lines (grid lines not available with Uconnect® 3.0 system)	0	0	—	0	0/P	0/P	S	S	S	S
REMOTE KEYLESS ENTRY WITH ALLESECURE® — Controls for power door locks, tailgate and RamBox® System (when equipped), illuminated entry system, panic alarm; includes two transmitters (included with Popular Equipment Group and Power and Remote Entry Group)	P	P	—	S	S	S	S	S	S	S
REMOTE START SYSTEM — Included with Remote Start and Security Group	—	—	—	—	P	S	P	0	S	S
SECURITY ALARM — Included with Remote Start and Security Group	—	—	—	—	P	S	P	S	S	S
TRAILER BRAKE CONTROLLER — Fully integrated electronic (included with Trailer Tow Group)	0/P	0/P	0/P	P	0/P	0/P	0/P	0/P	0/P	0/P

PACKAGES/EQUIPMENT GROUPS

BLACK EXPRESS GROUP — Includes Popular Equipment Group, Power and Remote Entry Group, door and fender badge delete, Black tailgate badges, Sport projector headlamps, Sport LED taillamps, Black painted grille, Uconnect 5.0 system and 20-inch Black painted wheels	—	0	—	—	—	—	—	—	—	—
COMFORT GROUP — Includes heated cloth seats and heated steering wheel (Big Horn/Lone Star ¹ and Outdoorsman include Dual-Zone ATC if equipped with Uconnect 8.4A or 8.4AN system)	—	—	—	—	0	0	S	—	—	—
CONVENIENCE GROUP — Includes Passive Entry/Keyless Enter 'n Go! TM rain-sensing wipers and Auto High-Beam Headlamp Control	—	—	—	—	—	—	0	0	0	S
EXTERIOR APPEARANCE GROUP — Includes chrome front and rear bumpers, chrome grille surround and 17-inch painted aluminum wheels	0	—	—	—	—	—	—	—	—	—
LIMITED APPEARANCE GROUP — Includes chrome bodyside moldings, body-color wheel flares and chrome front and rear bumpers	—	—	—	—	—	—	—	—	—	0
LUXURY GROUP — Includes switchable dome lamp, ashtray lamp, glove box lamp, underhood lamp, illuminated vanity mirror, auto day/night mirror, exterior mirrors with signal and puddle lamps, overhead console with Universal Garage Door Opener, leather-wrapped steering wheel, full-color 7-inch TFT programmable EVIC screen	—	—	—	—	0	S	S	—	—	—
MOSSY OAK® PACKAGE — Includes Mossy Oak logo on the seatbacks, decal on rear box side, camouflage pattern on exterior bed rail caps, tailgate caps, interior instrument panel center stack and door panel inserts; embroidered logo on four primary headrests (requires Canyon Brown/Light Frost Beige interior; Crew Cab 4x4 only)	—	—	—	—	—	0	—	—	—	—
POPULAR EQUIPMENT GROUP — Includes cloth 40/20/40 bench seat, carpeted flooring, remote keyless entry, floor mats and SiriusXM® Satellite Radio ^[16]	0	0	—	—	—	—	—	—	—	—
POWER AND REMOTE ENTRY GROUP — Includes premium vinyl door trim, remote keyless entry, foldaway Black power heated mirrors, power windows with front one-touch down and power locks (Regular Cab only)	0	0	—	—	—	—	—	—	—	—
PROTECTION GROUP — Includes tow hooks, front suspension and transfer case skid plates (4x4 models only)	0	—	—	—	0	S	—	0	0	—
REAR CAMERA AND PARK ASSIST GROUP — Includes ParkSense Front and Rear Park Assist ^[24] and ParkView Rear Back-Up Camera ^[24]	—	—	—	—	0	0	—	—	—	—
REMOTE START AND SECURITY GROUP — Includes security alarm and Remote Start System	—	—	—	—	0	S	0	—	—	—
R/T PACKAGE — Includes 3.92 axle ratio and antispin differential, P285/45R22 BSW All-Season tires, 22 x 9-inch forged polished aluminum wheels and Sport performance hood (Regular Cab 4x2 6'4" box models only)	—	—	—	—	—	—	S	—	—	—
SPORT PREMIUM GROUP — Includes Premium Surround Sound Speaker System (Quad Cab® and Crew Cab models only)	—	—	—	—	—	—	0	—	—	—
TRAILER AND TRACTION GROUP — Includes Trailer Tow Group, 3.92 axle ratio with HEMI® V8 or EcoDiesel V6, or 3.55 axle ratio with Pentastar® V6	—	—	—	0	—	—	—	—	—	—
TRAILER TOW GROUP — Includes electronic trailer brake controller, Class IV hitch receiver and 7 x 11-inch trailer-tow mirrors (included with Trailer and Traction Group)	0	0	—	P	0	0	0	0	0	0

S = Standard 0 = Optional P = Part of Package — = Not available

NOTE: Some features and/or applications may be late availability.

¹Lone Star model available only in Texas.



Properly secure all cargo.

RAM 1500 TOWING AND PAYLOAD

MAXIMUM LOADED TRAILER WEIGHTS (when properly equipped)			SAE J2807 COMPLIANT									
			REGULAR CAB				QUAD CAB®		CREW CAB			
			6'4" BOX		8' BOX		6'4" BOX		5'7" BOX		6'4" BOX	
POWERTRAIN	AXLE RATIO	GCWR	4x2	4x4	4x2	4x4	4x2	4x4	4x2	4x4	4x2	4x4
3.6L PENTASTAR® V6 / 8-SPEED AUTO	3.21	9,850	4,980	4,770	4,790	4,610	4,620	4,450	4,490	4,190		
	3.55	12,200	7,310	7,060								
	3.55	12,400			7,280	7,110						
	3.55	12,900					7,600	7,440	7,480	7,180		
3.0L ECODIESEL V6 / 8-SPEED AUTO	3.55	13,750			8,240	8,030	7,950	7,690	7,840	7,660	7,880	7,590
	3.92	13,750			8,240	8,030	7,950	7,690	7,840	7,660	7,880	7,590
	3.92	14,550										8,390
	3.92	14,750			9,200	9,030	8,950	8,690	8,840	8,560	8,880	
5.7L HEMI® V8 / 6-SPEED AUTO	3.21	12,350	7,160		7,050		6,790		6,770		6,740	
	3.92	14,325	9,140	8,970								
	3.55	14,400		9,050	9,100	8,880	8,840	8,670	8,820	8,610	8,790	8,550
	3.92	15,950			10,650	10,430	10,390	10,220	10,370	10,160	10,340	10,100
5.7L HEMI V8 / 8-SPEED AUTO	3.21	13,800	8,630	8,420	8,490	8,300	8,210	8,060	8,170	8,000	8,070	7,800
	3.92	14,350	9,180	8,970								
	3.92	15,950			10,640	10,450	10,360	10,210	10,320	10,150	10,220	9,850

MAXIMUM PAYLOAD CAPACITIES (when properly equipped)												
			REGULAR CAB				QUAD CAB®		CREW CAB			
			6'4" BOX		8' BOX		6'4" BOX		5'7" BOX		6'4" BOX	
POWERTRAIN	GVWR	4x2	4x4	4x2	4x4	4x2	4x4	4x2	4x4	4x2	4x4	
3.6L PENTASTAR® V6 / 8-SPEED AUTO	6,010	1,450										
	6,025	1,520										
	6,300		1,580									
	6,600			1,900	1,710							
	6,800					1,900	1,720	1,850	1,650			
3.0L ECODIESEL V6 / 8-SPEED AUTO	6,600			1,500	1,290							
	6,950					1,610	1,400	1,540	1,340	1,480	1,270	
5.7L HEMI® V8 / 6-SPEED AUTO	6,350	1,610	1,430									
	6,600			1,720	1,500							
	6,900					1,820	1,600	1,770	1,550	1,710	1,520	
5.7L HEMI V8 / 8-SPEED AUTO	6,350	1,600	1,430									
	6,600			1,710	1,510							
	6,900					1,780	1,600	1,710	1,530	1,660	1,480	

Numbers in Black boxes reflect max ratings. 1. Payload and Max Trailer Weights are estimated values. 2. All weights are shown in lb unless otherwise stated. 3. Payload and Max Trailer Weight values are rounded to the nearest 10 lb. 4. Payload = GVWR – Base Weight. 5. Trailer Weight Rating and Tow Vehicle Trailing Weight are calculated as specified in SAE J2807. 6. Payload and Trailer Weight Rating are mutually exclusive. 7. GAWRs, GVWRs and GCWRs should never be exceeded. 8. The recommended tongue weight for a conventional hitch is 10 percent of the gross trailer weight. The maximum tongue weight for Class IV hitch receiver is limited to 1,100 lb. 9. A weight-distributing hitch is recommended for trailers over 5,000 lb.

RAM 2500



17-inch Painted Steel Wheel
Standard on Tradesman® (WDA)



17-inch Polished Aluminum Wheel
Standard on Power Wagon®
Models (WFV)



18-inch Full-Face Steel Wheel
with Argent Painted Finish
Optional on Tradesman (WBN)



18-inch Chrome-Clad Steel Wheel
Standard on SLT
Optional on Tradesman (WBH)



18-inch Polished
Forged Aluminum Wheel
Standard on Big Horn /
Lone Star® and Outdoorsman®
Optional on SLT (WBJ)



18-inch Polished
Aluminum Wheel
Standard on Laramie® (WBL)



18-inch Polished Aluminum
Wheel with White Gold Pockets
Standard on Laramie Longhorn®
with Two-Tone Paint (WBM)



18-inch Polished Aluminum
Wheel with Silver Pockets
Standard on Laramie Longhorn
with Monotone Paint (WBA)



20-inch Painted Satin Carbon
Aluminum Wheel with Chrome Inserts
Standard on Laramie Limited
Optional on SLT, Big Horn / Lone Star®,
Outdoorsman and Laramie (WRA)



20-inch Black Painted
Aluminum Wheel
Included with Black Appearance
Group (WF3)



20-inch Polished Aluminum
Wheel with White Gold Pockets
Optional on Laramie Longhorn
with Two-Tone Paint (WRK)



20-inch Polished Aluminum
Wheel with Silver Pockets
Optional on Laramie Longhorn
with available Monotone Paint (WRA)

RAM 3500 SINGLE REAR WHEEL



18-inch Full-Face Steel
Wheel with Argent Painted Finish
Standard on 3500 SRW
Tradesman (WBN)



18-inch Chrome-Clad Steel Wheel
Standard on 3500 SRW SLT
Optional on 3500 SRW
Tradesman (WBH)



18-inch Polished Forged
Aluminum Wheel
Standard on 3500 SRW
Big Horn / Lone Star®
Optional on 3500 SRW SLT (WBJ)



18-inch Polished
Aluminum Wheel
Standard on 3500
SRW Laramie (WBL)



18-inch Polished Aluminum Wheel
with White Gold Pockets
Standard on 3500 SRW Laramie
Longhorn with Two-Tone
Paint (WBM)



18-inch Polished Aluminum
Wheel with Silver Pockets
Standard on 3500 SRW Laramie
Longhorn with available
Monotone Paint (WBA)



20-inch Painted Satin Carbon
Aluminum Wheel with
Chrome Inserts
Standard on 3500 SRW Laramie
Limited; Optional on 3500 SRW
SLT, Big Horn / Lone Star®,
Outdoorsman and Laramie (WRJ)



20-inch Black Painted
Aluminum Wheel
Included with 3500 SRW
Black Appearance Group (WF3)



20-inch Polished Aluminum
Wheel with White Gold Pockets
Optional on 3500 SRW
Laramie Longhorn with
Two-Tone Paint (WRK)



20-inch Polished Aluminum
Wheel with Silver Pockets
Optional on 3500 SRW
Laramie Longhorn with available
Monotone Paint (WRA)

*Lone Star model available only in Texas.



RAM HEAVY DUTY 2500/3500

Properly secure all cargo.

RAM 3500 DUAL REAR WHEEL



17-inch Steel Wheel with
Argent Painted Finish
Standard on 3500 DRW Tradesman® (WFU)



17-inch Steel Wheel with Chrome Finish
Standard on 3500 DRW SLT and
Big Horn / Lone Star®
Optional on 3500 DRW Tradesman (WD4)



17-inch Polished Aluminum Wheel
Standard on 3500 DRW Laramie®
and Laramie Limited
Optional on 3500 DRW SLT and
Big Horn / Lone Star® (WF7)



17-inch Polished Aluminum Wheel with
Unique Laramie Longhorn® Center Cap
Standard on 3500 DRW
Laramie Longhorn (WF9)

*Lone Star model available only in Texas.

2015 RAM 2500/3500 PICKUP BUYER'S GUIDE (CONTINUED)

CPOS PACKAGE	TRADESMAN® REG/CREW	POWER WAGON® TRADESMAN CREW	SLT TRADESMAN CREW	BIG HORN/LOWE STAR® REG/CREW/MEGA CREW/MEGA	OUTDOORS/MIAN® CREW	POWER WAGON CREW	LARAMIE® CREW/MEGA	POWER WAGON LARAMIE CREW	LARAMIE LONGHORN® CREW/MEGA	LARAMIE LIMITED CREW/MEGA
	2TA	2TB	2TG	2TZ/ 2TY	2TT	2TP	2TH	2TJ	2TK	2TM
SAFETY AND SECURITY										
AIR BAGS ⁽²³⁾ — Multistage front and knee bolster	S	S	S	S	S	S	S	S	S	S
— Supplemental side-curtain	S	S	S	S	S	S	S	S	S	S
— Supplemental front-seat side-mounted	S	S	S	S	S	S	S	S	S	S
BRAKES — Four-wheel antilock disc brakes	S	S	S	S	S	S	S	S	S	S
CARGO-VIEW CAMERA ⁽²⁴⁾ — Requires Uconnect® 8.4A or 8.4AN system	—	—	0	0	0	0	0	0	0	0
ELECTRONIC STABILITY CONTROL ⁽²⁵⁾ — Includes Brake Assist, Electronic Roll Mitigation, Hill Start Assist, Rain Brake Support, Ready Alert Braking, All-Speed Traction Control and Trailer Sway Control ⁽²⁵⁾	S	S	S	S	S	S	S	S	S	S
ELECTRONIC TRAILER BRAKE CONTROLLER	0	0	S	S	S	S	S	S	S	S
KEY ALIKE (3500 only; not available with Keyless Enter 'n Go™, late availability)	0	0	0	0	0	0	0	0	0	0
PARKSENSE® REAR PARK ASSIST ⁽²⁴⁾	0	0	0	0	0	0	S	S	S	S
PARKVIEW® REAR BACK-UP CAMERA ⁽²⁴⁾ — Video displayed in rearview mirror with Uconnect 3.0 system or on-screen with Cargo-View Camera ⁽²⁴⁾ with other systems	0	0	0	0	0	0	S	S	S	S
REMOTE KEYLESS ENTRY — Controls for power door locks, tailgate, RamBox® System, illuminated entry system, panic alarm (included in Tradesman Popular Equipment Group or Power and Remote Entry Group)	P	P	S	S	S	S	S	S	S	S
REMOTE START — Requires automatic transmission	—	—	0	S	S	0	0	0	S	S
SECURITY ALARM — Detects break-in	—	—	0	0	S	0	S	S	S	S
SENTRY KEY® THEFT DETERRENT SYSTEM — Engine immobilizer	S	S	S	S	S	S	S	S	S	S
TIRE PRESSURE INFORMATION SYSTEM WITHOUT ALERT (3500 models only)	S	—	S	S	—	—	S	—	S	S
TIRE PRESSURE MONITORING (TPM) with EVIC display and alert (2500 models only)	S	S	S	S	S	S	S	S	S	S
PACKAGES/EQUIPMENT GROUPS										
BLACK APPEARANCE GROUP — Includes Black door handles, Black exterior mirrors, Black Ram tailgate badge, Black 4x4 badge (4x4 only), blacked-out projector headlamps and LED taillamps, Black painted front and rear bumpers, Black grille and 20-inch Black painted wheels with OWL tires (SRW models only)	—	—	—	0	—	—	0	—	—	—
BOX DELETE — Regular Cab and Crew Cab models with 5.7L HEMI® V8	0	—	0	0	—	—	—	—	—	—
CHROME APPEARANCE GROUP — Includes chrome bumpers, chrome grille surround and steel chrome-clad wheels (SRW) or steel wheels with chrome finish (DRW)	0	—	—	—	—	—	—	—	—	—
CHROME LIMITED APPEARANCE GROUP — Includes chrome bodyside molding, body-color wheel flares and chrome bumpers	—	—	—	—	—	—	—	—	—	0

S = Standard 0 = Optional P = Part of Package — = Not available
NOTE: Some features and/or applications may be late availability.

*Lone Star model available only in Texas.

CPOS PACKAGE	TRADESMAN® REG/CREW	POWER WAGON® TRADESMAN CREW	SLT TRADESMAN CREW	BIG HORN/LOWE STAR® REG/CREW/MEGA CREW/MEGA	OUTDOORS/MIAN® CREW	POWER WAGON CREW	LARAMIE® CREW/MEGA	POWER WAGON LARAMIE CREW	LARAMIE LONGHORN® CREW/MEGA	LARAMIE LIMITED CREW/MEGA
	2TA	2TB	2TG	2TZ/ 2TY	2TT	2TP	2TH	2TJ	2TK	2TM
PACKAGES/EQUIPMENT GROUPS (continued)										
COLD WEATHER GROUP — Includes engine block heater and winter front grille cover (diesel-equipped models only)	0	—	0	0	0	—	0	—	0	0
COMFORT GROUP — Includes heated cloth seats and heated leather steering wheel (requires *M9 or *MJ seats; included with Luxury Group); also includes remote start (with automatic transmission) and leather-wrapped steering wheel (includes Dual-Zone ATC if equipped with Uconnect® 8.4A or 8.4AN system)	—	—	—	0/P	0	0	—	—	—	—
CONVENIENCE GROUP — Includes Auto High-Beam Headlamp Control, rain-sensing wipers (not available with Cargo-View Camera ⁽²⁴⁾)	—	—	—	—	—	—	0	0	0	—
DOT-CERTIFIED ROADSIDE SAFETY KIT — Includes DOT fire extinguisher, three reflecting triangles, two Red vinyl flags and spare fuses	0	0	0	0	0	0	0	0	0	0
DUAL REAR WHEEL GROUP — Not available with Crew Cab 6'4" box; includes clearance lamps for the cab, box and fenders (3500 models only)	0	—	0	0	—	—	0	—	0	0
FIFTH-WHEEL/GOOSENECK TOWING PREP GROUP — Includes in-bed 7-pin harness connector and mounting provisions for fifth-wheel or gooseneck hitches	0	—	0	0	0	—	0	—	0	0
LUXURY GROUP — Includes 7-inch EVIC, switchable dome lamp, ashtray lamp, illuminated vanity mirror, auto day/night mirror, exterior power-folding mirrors with signal and puddle lamps, overhead console with Universal Garage Door Opener; for 2TG / 2TP only: leather-wrapped steering wheel with audio controls, glove box lamp, underhood lamp; for 2TY / 2TZ only: Comfort Group	—	—	0	0	S	0	—	—	—	—
POPULAR EQUIPMENT GROUP — Includes 40/20/40 cloth bench seat, carpeted flooring, floor mats, remote keyless entry and SiriusXM® Satellite Radio ⁽⁶¹⁾	0	0	—	—	—	—	—	—	—	—
POPULAR EQUIPMENT GROUP — Premium cloth 40/20/40 bench seat, fog lamps, OWL tires (Regular Cab only)	—	—	0	—	—	—	—	—	—	—
POWER AND REMOTE ENTRY GROUP — Includes premium vinyl door trim, remote keyless entry, power heated mirrors, power windows and power locks (Regular Cab only)	0	—	—	—	—	—	—	—	—	—
PROTECTION GROUP — Includes tow hooks and transfer case skid plate (4x4 models only)	0	—	0	0	S	—	0	—	0	0
SMOKER'S GROUP — Includes removable ashtray and cigar lighter	0	0	0	0	0	0	0	0	0	0
SNOW CHIEF GROUP — 4x4 SRW models only; includes 180-amp alternator for 5.7L HEMI® V8, 220-amp alternator for 6.4L HEMI V8 or 6.7L Cummins® antispin differential for 2500 models, transfer case skid plate, auxiliary switches for the instrument panel center stack, cab clearance lamps and LT275/70R18 OWL On-/Off-Road tires	0	—	0	0	0	—	0	—	0	0
SNOWFLOW PREP GROUP — 180-amp alternator (gas), 220-amp alternator (diesel), transfer case skid plate (4x4 models only)	0	—	0	0	0	—	0	—	0	0

*Lone Star model available only in Texas.



RAM 3500 CHASSIS CAB



Properly secure all cargo.

RAM 4500/5500 CHASSIS CAB



RAM 3500



17-inch Argent Steel Wheel
Standard on 3500 DRW
Tradesman® (WFU)



17-inch Chrome Steel Wheel
Standard on 3500 DRW SLT
Optional on 3500 DRW
Tradesman (WD4)



17-inch Polished Aluminum Wheel
Standard on 3500 DRW Laramie®
Optional on 3500 DRW SLT (WF7)



19.5-inch Steel Wheel with Argent Finish
Standard on 4500/5500 DRW
Tradesman® and SLT (WP3)



19.5-inch Forged Aluminum Wheel
Standard on 4500/5500 DRW Laramie®
Optional on 4500/5500 DRW
Tradesman and SLT (WP4)



18-inch Painted Steel Wheel
Standard on 3500 SRW
Tradesman (WBN)



18-inch Chrome-Clad Steel Wheel
Standard on 3500 SRW SLT
Optional on 3500 SRW
Tradesman (WBH)



18-inch Polished Aluminum Wheel
Standard on 3500 SRW Laramie
Optional on 3500 SRW
Tradesman and SLT (WBL)

RAM 4500/5500



Properly secure all cargo.

2015 RAM 3500/4500/5500 CHASSIS CAB BUYER'S GUIDE

ENGINE	TRANSMISSION	SALES CODE			
		A	G	H	
5.7L HEMI® V8 with VVT (EZC) (3500 SRW 60-inch CA only)	6-speed automatic (DFP)	26A	26G	26H	
6.4L HEMI V8 (ESB)	6-speed automatic (3500 only) (DFP)	22A	22G	22H	
6.4L HEMI V8 (ESB)	AISIN® AS66RC 6-speed automatic (DF3)	27A	27G	27H	
6.7L Cummins® Turbo Diesel (ETK) (320 hp / 650 lb-ft)	6-speed manual (DEG)	2EA	2EG	2EH	
6.7L Cummins Turbo Diesel (ETK) (325 hp / 750 lb-ft)	AISIN AS69RC 6-speed heavy-duty automatic (DF2)	29A	29G	29H	
MECHANICAL FEATURES					
ALTERNATORS — 160-amp (3500 SRW only; included with 5.7L engine)		BAB	S	S	S
— 180-amp (included on 5.7L engine with Heavy-Duty Snowplow Prep Group)		BAD	S	S	S
— 220-amp (included on 3500/4500/5500 models with Heavy-Duty Snowplow Prep Group; included with Ambulance Prep Group)		BAJ	O/P	O/P	O/P
— 380-amp (dual 220-amp and 160-amp; requires 6.4L engine)		XF5	O	O	O
— 440-amp (dual 220-amp; requires 6.7L engine)		XF7	O	O	O
AXLES, 3500 — Front, 6,000-lb GAWR (included with SRW Group)		DJN	P	P	P
— Rear, antispin differential		DSA	S	S	S
— Rear, 3.42 ratio (diesel models only)		DMR	O	O	O
— Rear, 3.73 ratio (included with diesel models only)		DME	P	P	P
— Rear, 4.10 ratio (standard with gas models)		DMF	S	S	S
— Rear, 11.5-inch (included with SRW Group)		DRQ	P	P	P
— Rear, 11.5-inch (DRW models only)		DRX	S	S	S
AXLES, 4500 AND 5500 — Front, 10.8-inch, 7,000-lb GAWR		DJP	S	S	S
— Front, 10.8-inch, 7,250-lb GAWR (available on 4500 and 5500 only; includes taller springs)			O	O	O
— Rear, antispin differential		DSA	S	S	S
— Rear, 4.10 ratio (included with 4500 diesel and 5500 diesel models with manual transmission; available on 5500 diesel with AISIN transmission)		DMF	S/O	S/O	S/O
— Rear, 4.44 ratio (standard on 4500; available on 5500)		DMK	S/O	S/O	S/O
— Rear, 4.88 ratio (available on 4500; standard on 5500; requires 6.4L HEMI V8 engine)		DMS	O/S	O/S	O/S
— Rear, Dana® S111 (4500: 12,000-lb GAWR; 5500: 13,500-lb GAWR)		DRT	S	S	S
B20 BIODIESEL COMPATIBILITY — Requires diesel engine		XXJ	O	O	O
BATTERY — 730-amp (one per vehicle with gas engine; two per vehicle with diesel)		BCN	S	S	S
DIESEL EXHAUST BRAKE — “Smart” exhaust brake (packaged with 6.7L Cummins engine)		NEN	P	P	P
ELECTRICAL UPFITTER INTERFACE MODULE — Over 50 wire circuits (included with Ambulance Prep Group)		XXS	O/P	O/P	O/P
ENGINE BLOCK HEATER — Available with gas engine (included with Cold Weather Group with diesel)		NHK	O/P	O/P	O/P
ENGINE COOLING — Heavy-duty		NMC	S	S	S
ENGINE SHUT-OFF TIMER — 6.4L or 6.7L engines only (5 minutes); dealer programmable, from 1 – 60 minutes		XCL	O	O	O
FUEL TANK — 52-gallon, rear		NFH	S	S	S
— 22-gallon, mid-ship		NFA	O	O	O
— 74-gallon dual-tank capacity; 52- and 22-gallon tanks (requires 6.4L or 6.7L engines; not available on 60-inch CA models)		NLL	O	O	O
MAXIMUM SPEED SETTINGS — 6.4L or 6.7L engines only (60 mph, 65 mph, 70 mph, 77 mph)		JJ3, JJ4, JJ5, JJ9	O	O	O
PTO PREP PACKAGE — Available with 6.4L or 6.7L engines with AISIN automatic or 6-speed manual		LBN	O	O	O
— Alternate left-side with 6.4L HEMI or 6.7L Cummins and AISIN transmission only (4x2 only)		LBV	O	O	O
PTO, SPLIT-SHAFT CAPABILITY — Packaged with Power Take-Off Prep when equipped with 6.7L engine		LBX	P	P	P
SHOCK ABSORBERS — Front, heavy-duty		SFB	S	S	S
— Rear, heavy-duty		SGB	S	S	S
SKID PLATE — Transfer case (4x4 only; included with Heavy-Duty Snowplow Prep Group)		XEF	O/P	O/P	O/P
STABILIZER BAR — Front		SHA	S	S	S
STEERING — Power, recirculating ball		SBE	S	S	S
TOW HOOKS — Available with gas engines, included with diesel engine on 3500; standard on 4500/5500		XEA	O/P/S	O/P/S	O/P/S
TRANSFER CASE — Manual shift, part-time, 4x4 only		DK1	S	S	—
— Electric shift, part-time, 4x4 only		DK3	O	O	S

S = Standard O = Optional P = Part of Package — = Not available
NOTE: Some features and/or applications may be late availability.

EXTERIOR FEATURES

EXTERIOR FEATURES	SALES CODE			
	A	G	H	
BADGING — SLT	MTD	—	S	—
— Laramie	MTE	—	—	S
BODYSIDE MOLDINGS IN CHROME	MJB	O	O	O
BUMPERS — Front, Black	MB1	S	—	—
— Front, chrome (included with Chrome Appearance Group)	MCT	P	S	S
FASCIA — Front, headlamp filler, Black (standard on 4500 and 5500 models; included on 3500 models when special paint tracking is ordered)	MCJ	S	S	S
— Front, headlamp filler, body-color (3500 only)	MCM	S	S	S
FOG LAMPS — Available with Chrome Appearance Group on Tradesman model	LNJ	P	O	S
GRILLE — Black insert and surround	MFF	S	—	—
— Chrome surround with Black insert (packaged with Chrome Appearance Group on Tradesman)	MFD	P	S	—
— Chrome surround, chrome insert	MF1	—	—	S
HEADLAMPS — Automatic	LMG	S	S	S
— Halogen, quad	LME	S	S	—
— Halogen, bifunctional projector	LMC	—	—	S
KEY-ALIKE FEATURE — Allows a single key to start multiple trucks	GRB, GRC, GRA, GRD	O	O	—
LAMPS — Cab-clearance	LNC	S	S	S
MIRRORS — Folding trailer-tow, manual, Black (Regular Cab only)	GPD	S	—	—
— Power trailer-tow, heated, manual-folding, Black; includes exterior courtesy lamps and supplemental turn signal (standard on Crew Cab models; packaged with Power Accessory Group or Power and Remote Entry Group)	GPG	P	S	—
— Power multifunction trailer-tow, heated, manual-folding, chrome; includes position memory, exterior courtesy lamps and supplemental turn signal	GPC	—	—	S
TUBULAR SIDE STEPS IN CHROME	MRT	O	O	O
WHEEL FLARES — Black (4500/5500 only)	MMZ	S	S	S
— Body-color (3500 only)	MML	O	O	O
WINDSHIELD WIPERS — Variable/intermittent	JHA	S	S	S

TIRES AND WHEELS

TIRES, 3500 — LT265/70R18E BSW On-/Off-Road (standard with SRW)	TTV	S	S	S
— LT235/80R17E BSW All-Season (DRW models only)	TV2	S	S	S
— LT235/80R17E OWL On-/Off-Road (4x4 DRW models only)	TV3	O	O	O
— Spare, full-size	TBB	O	O	O
TIRES, 4500/5500 — 225/70R19.5G BSW All-Position (4x2 models only)	TUV	S	S	S
— 225/70R19.5G BSW All-Position front, rear Traction (standard on 4x4; available for 4x2 models)	TUY	S/O	S/O	S/O
— 225/70R19.5G BSW All-Traction (4x4 models only)	TUZ	O	O	O
— Spare, full-size	TBB	O	O	O
WHEELS, 3500 — 18 x 8-inch styled steel, painted Argent (standard with SRW Group)	WBN	S	—	—
— 18 x 8-inch chrome-clad steel (SRW Group only; packaged with Chrome Appearance Group)	WBH	P	S	—
— 18 x 8-inch polished aluminum (SRW Group only)	WBL	O	O	S
— 17 x 6-inch steel, painted Argent (DRW models only)	WFU	S	—	—
— 17 x 6-inch bright wheel skins and center cap (DRW models only; packaged with Chrome Appearance Group)	WD4	O/P	S	—
— 17 x 6-inch aluminum (DRW models only)	WF7	—	O	S
WHEELS, 4500/5500 — 19.5 x 6-inch steel	WP3	S	S	—
— 19.5 x 6-inch polished aluminum	WP4	O	O	S

INTERIOR FEATURES

AIR CONDITIONING	HAA	S	S	S
— Dual-Zone temperature control (included with Comfort Group on Crew Cab models)	HAF	—	—/P	—
ASSIST HANDLES — Driver and passenger-side (A-pillar-mounted)	CSP	S	S	S
AUXILIARY SWITCHES — Five, standard	LHL	S	S	S
BEZEL — Center stack, Black	JBF	S	—	—
— Center stack, color-keyed	JBY	—	S	—
— Center stack, woodgrain insert	JBB	—	—	S

2015 RAM 3500/4500/5500 CHASSIS CAB BUYER'S GUIDE (CONTINUED)

	SALES CODE	A	G	H
INTERIOR FEATURES (continued)				
CIGAR LIGHTER — Packaged with Smoker's Group	JJA	P	P	P
CLUSTER — Instrument, with tachometer (120-mph speedometer on 3500, 87-mph speedometer on 4500/5500), with 3.5-inch Electronic Vehicle Information Center (EVIC) display	JAT	S	S	—
— Instrument, with 7-inch Thin Film Transistor (TFT) multiview display (included with Luxury Group)	JA6	—	P	S
CONSOLES — Full-size, floor, center (included with front bucket seats)	CUF	—	P	P
— Overhead with map lights (included with Uconnect® 5.0 system)	CUN	P	S	—
— Overhead with Universal Garage Door Opener (packaged with Luxury Group)	CV2	—	P	S
DOOR LOCKS — Manual, Regular Cab only	JE8	S	—	—
— Power (included in Power Accessory Group and Power and Remote Entry Group; standard on Crew Cab Tradesman)	JPB	P/S	S	S
FLOOR COVERING — Heavy-duty vinyl	CKJ	S	O	O
— Carpet	CKE	O	S	S
FLOOR MATS — Front, carpeted (Regular Cab; included with carpet on Tradesman models)	CLA	P	S	—
— Front and rear, carpeted (Crew Cab; included with carpet on Tradesman models)	CLE	P	S	S
KEYS — Includes two additional base keys (not available with remote proximity keyless entry or Keyless Enter 'n Go™)	GXJ	O	—	—
MIRRORS — Day/night manual	GNA	S	S	—
— Auto-dimming rearview day/night and Uconnect Phone ²¹¹ (included with Convenience Group on Crew Cab models)	GN5	—	—	P
— Rearview mirror with microphone (packaged with Uconnect 5.0, 8.4A and 8.4AN systems)	GR4	P	P	S
— Auto-dimming rearview day/night with camera display (packaged with ParkView® Rear Back-Up Camera ²⁴¹ if Uconnect 3.0 system is included)	GN4	P	P	—
— Passenger-side visor with mirror	GNM	S	S	—
— Illuminated visor, driver and passenger-side (included with Luxury Group)	GNC	—	P	S
PEDALS — Power-adjustable (requires automatic transmission)	XAP	—	O	—
— Power-adjustable with memory (requires automatic transmission)	XAM	—	—	O
POWER ACCESSORY DELAY	JKY	S	S	S
POWER OUTLETS — Two 12-volt auxiliary	JJJ	S	S	S
— 115-volt auxiliary (included with *M9, *MJ, *GJ, *VL seats)	JKV	—	P	S
SEAT BELTS — Front shoulder height-adjustable	CGD	S	S	S
— Red, Regular Cab models only	CGQ	O	O	O
SEATS — 10-way power driver (included with *M9, *MJ seats)	JRT	—	P	—
— 10-way power driver with memory and 6-way power passenger seats (*GJ, *VL)	JRF	—	—	S
— Heated, driver and front-passenger, includes heated steering wheel in Crew Cab models (included in Comfort Group)	CMA	—	P	S
— Heated, second-row (included with *GJ bucket seats)	JPZ	—	—	P
— Front Center Seat Delete (included with Rear Interior Trim Delete Group)	CJT	O/P	O/P	—
— Vinyl 40/20/40 split-bench front seat with folding center armrest/business console (Crew Cab models include folding rear bench seat trimmed in vinyl)	*TX	S	—	—
— Work-grade vinyl 40/20/40 split-bench front seat with folding center armrest/business console (Crew Cab models include folding rear bench seat trimmed in vinyl)	*SX	O	—	—
— Cloth-trimmed 40/20/40 split-bench front seat with folding center armrest/business console (Crew Cab models include folding rear bench seat trimmed in cloth)	*V9	O	S	—
— Premium cloth-trimmed 40/20/40 split-bench front seat, power 10-way driver's seat, power lumbar adjuster, folding center armrest/business console with center-seat-cushion storage, 115-volt auxiliary power outlet (Crew Cab models include 60/40 split-folding rear bench seat trimmed in cloth)	*M9	—	O	—
— Premium cloth-trimmed low-back bucket seats, power 10-way driver's seat, power lumbar adjuster, fixed center console, 115-volt auxiliary power outlet (Crew Cab models include 60/40 split-folding rear bench seat trimmed in cloth)	*MJ	—	O	—
— Leather-trimmed 40/20/40 split-bench heated/ventilated front seats with power 10-way/memory for driver and power 6-way passenger seat, power lumbar adjuster, front center-seat-cushion storage and folding center armrest/business console, 115-volt auxiliary power outlet (Crew Cab models include 60/40 split-folding rear bench seat trimmed in vinyl)	*VL	—	—	S
— Leather-trimmed low-back, ventilated and heated/ventilated bucket seats, includes power 10-way driver and power 6-way passenger, power lumbar adjuster, fixed center console, 115-volt auxiliary power outlet, heated second-row seats on Crew Cab models (Crew Cab models include 60/40 split-folding rear bench seat trimmed in vinyl)	*GJ	—	—	O

S = Standard O = Optional P = Part of Package — = Not available
NOTE: Some features and/or applications may be late availability.

	SALES CODE	A	G	H
INTERIOR FEATURES (continued)				
STEERING — Tilt column	SUA	S	S	S
STEERING WHEEL — Four-spoke, urethane	SCF	S	S	S
— Leather-wrapped with remote audio control buttons (packaged with Luxury Group and Comfort Group)	SCV	—	P	S
— Heated (packaged with heated front seats and/or Comfort Group)	NHS	—	P	S
STORAGE — Front center-seat-cushion (included with *VL and *M9 seats)	CVH	—	P	S
— Front, behind seat (Regular Cab only)	CU3	S	S	—
— Flat-folding load floor (Crew Cab only; included with *M9 seats and above)	CVN	—	P	S
TIP START — Included with automatic transmissions	XBN	P	P	P
TURN SIGNALS — One-touch three-blink lane-change feature		S	S	S
VISORS — Front-passenger, with mirror	GNM	S	S	—
— Driver and front-passenger, with illuminated vanity mirrors (included with Luxury Group)	GNC	—	P	S
WINDOWS — Manual (Regular Cab only)	JF8	S	—	—
— Power, front with driver's one-touch down (Regular Cab only; included with Power Accessory Group and Power and Remote Entry Group)	JPY	P	S	—
— Power, front and rear with driver's one-touch down-and-up (Crew Cab models only)	JP3	S	S	S
— Rear backlight, fixed (included with rear defrost on Crew Cab models)	GJD	S	S	—
— Rear backlight, sliding	GFD	O	O	—
— Rear backlight, power-sliding (Crew Cab models only; included with Luxury Group)	GFE	—	P	S
— Rear defrost (not available with manual-sliding backlight)	GFA	—	O	O
UCONNECT®				
CONNECTIVITY — 12-volt, one battery and one ignition-fed	JJJ	S	S	S
— 2.5-amp charge-only USB port (included with Uconnect 5.0, 8.4A and 8.4AN systems)	RS3	P	P	S
— Auxiliary jack for mobile devices	RSU	S	S	S
— SD card slot (included with Uconnect 8.4A and 8.4AN systems)	RS1	—	P	S
SINGLE-DISC REMOTE CD PLAYER — Available with Uconnect 3.0, 5.0, 8.4A and 8.4AN systems	RH1	O	O	O
SIRIUSXM® SATELLITE RADIO ¹⁶¹	RSD	O	S	S
SPEAKER SYSTEM — Two standard	RCB	S	—	—
— Six standard	RCG	—	S	S
— Premium speakers (requires either Uconnect 8.4A or 8.4AN system; not available with Electrical Upfitter Interface Module)	RCK	—	O	O
SYSTEM CONTROLS — Steering wheel-mounted audio controls (included with leather-wrapped steering wheel and Luxury Group)	RDZ	—	P	S
UCONNECT ACCESS ¹⁵⁰ — Included with 8.4A or 8.4AN system	RS7	—	P	S
UCONNECT SYSTEMS — Uconnect 3.0 AM/FM with media hub (with USB and auxiliary input)	RA1	S	S	—
— Uconnect 5.0 AM/FM with 5-inch touchscreen display, media hub (with USB and auxiliary input), Uconnect with Bluetooth ^{®212} SiriusXM Satellite Radio ¹⁶¹	RA2	O	O	—
— Uconnect 8.4A AM/FM with 8.4-inch touchscreen display, media hub (with SD, USB and auxiliary input), Uconnect with Bluetooth ^{®212} SiriusXM Satellite Radio ¹⁶¹ Rcall/Ecall (required with Comfort Group)	RA3	—	O/P	S
— Uconnect 8.4AN AM/FM with 8.4-inch touchscreen display, media hub (with SD, USB and auxiliary input), GPS navigation, Uconnect with Bluetooth ^{®212} SiriusXM Satellite Radio ¹⁶¹ Rcall/Ecall, HD radio, premium speakers	RA4	—	O	O
SAFETY AND SECURITY				
AIR BAGS ²³¹ — Multistage front	CG3	S	S	S
— Driver air bag only	CGT	O	O	—
BRAKES — Power-assisted 4-wheel antilock disc	BRT	S	S	S
DOT-CERTIFIED ROADSIDE SAFETY KIT — Includes DOT fire extinguisher, three reflecting triangles, spare fuses and two Red vinyl flags	ACL	O	O	O
ELECTRONIC STABILITY CONTROL (ESC) ¹⁵¹ — Four-channel ABS, Electronic Brake-Force Distribution, All-Speed Traction Control, Ready Alert Braking, Brake Assist, Hydraulic Boost Compensation, Rain Brake Support, Engine Drag Control, Trailer Sway Control ¹⁵² Electronic Roll Mitigation and Hill Start Assist	BNB	S	S	S
PARKSENSE® REAR PARK ASSIST SYSTEM ²⁴¹	XAA	O	O	O
PARKVIEW® REAR BACK-UP CAMERA ²⁴¹ — Displays in rearview mirror with Uconnect 3.0; all others on system screen	XAC	O	O	O
RCALL/ECALL — Packaged with Uconnect 8.4A and 8.4AN systems	RSR	—	P	S
REMOTE KEYLESS ENTRY — Controls for power door locks, illuminated entry system, panic alarm; includes two transmitters (included with Power and Remote Entry Group on Regular Cab models)	GXM	P/O	S	S

2015 RAM 3500/4500/5500 CHASSIS CAB BUYER'S GUIDE (CONTINUED)

	SALES CODE	TRADESMAN®	SIT	LARAMIE®
		REG/CREW	REG/CREW	REG/CREW
		A	G	H
SAFETY AND SECURITY (continued)				
REMOTE START SYSTEM — Requires automatic transmission; packaged with available automatic transmission on Laramie models	XBM	—	O/P	P
SECURITY ALARM	LSA	—	O	S
SENTRY KEY® THEFT DETERRENT SYSTEM — Engine immobilizer	GXX	S	S	S
TRAILER BRAKE CONTROLLER — Fully integrated electronic	XHC	O	O	O
PACKAGES/EQUIPMENT GROUPS				
AMBULANCE PREP GROUP — Includes 220-amp alternator, voltage monitoring auto idle-up system and electronic monitoring module (requires 6.4L or 6.7L engine)	AH2	O	O	O
CHROME APPEARANCE GROUP — Includes chrome front bumper, chrome grille and chrome-clad wheels (chrome-clad wheels on 3500 models)	AMP	O	—	—
COLD WEATHER GROUP — Includes engine block heater and winter front grille cover (requires diesel engine)	ADE	O	O	O
COMFORT GROUP — Includes heated cloth front seats (*M9, *MJ), leather-trimmed heated steering wheel and Dual-Zone temperature control on Crew Cab models (requires Uconnect® 8.4A or 8.4AN system)	AGF	—	O	—
CONVENIENCE GROUP — Includes Auto High-Beam Headlamp Control, auto-dimming rearview mirror, rain-sensing wipers, remote proximity keyless entry and Keyless Enter 'n Go™	ADC	—	—	O
HEAVY-DUTY FRONT SUSPENSION GROUP — Packaged with Heavy-Duty Snowplow Prep Group	AZB	O/P	O/P	O/P
HEAVY-DUTY SNOWPLOW PREP GROUP — Includes 180-amp alternator with 5.7L gas engine, 220-amp alternator with 6.4L and 6.7L engines and transfer case skid plate with heavy-duty front suspension on 4500/5500 models (requires 4x4 on 3500 models)	AHD	O	O	O
LUXURY GROUP — Includes sun visors with illuminated vanity mirrors, glove box lamp, underhood lamp, rear dome lamp with on-/off-switch, 7-inch EVIC screen, overhead console with Universal Garage Door Opener, leather-wrapped steering wheel with audio controls and power rear sliding window on Crew Cab models (requires Uconnect 5.0, 8.4A or 8.4AN system)	ADA	—	O	—

PACKAGES/EQUIPMENT GROUPS (continued)

	SALES CODE	TRADESMAN®	SIT	LARAMIE®
		REG/CREW	REG/CREW	REG/CREW
		A	G	H
MAJ TOW PACKAGE — Includes dual transmission oil cooler (3500), underbody thermal protection, transmission software calibration and aluminum rear axle differential cover (3500); requires diesel engine and Trailer Brake Controller for 3500, 4500 and 5500 models	AHQ	O	O	O
PAYLOAD UPGRADE PACKAGE — 5500 models (requires 6.4L engine)	AH5	O	O	O
POWER ACCESSORY GROUP — Includes premium vinyl door trim, power windows, power door locks and power-folding exterior trailer-tow mirrors (Regular Cab only)	AJW	O	—	—
POWER AND REMOTE ENTRY GROUP — Includes premium vinyl door trim, power windows, power door locks, power-folding exterior trailer-tow mirrors and remote keyless entry (Regular Cab only)	AJH	O	—	—
REAR INTERIOR TRIM DELETE GROUP — Includes front center seat delete, rear floor storage tray delete and cab-back trim panel (Regular Cab models only)	AS8	O	O	—
ROLLBACK CARRIER GROUP — Includes voltage monitoring auto idle-up system (5500 Regular Cab 120-inch CA models only; requires PTO Prep Package, 220-amp alternator and 22-gallon tank)	AH1	O	O	—
SINGLE REAR WHEEL (SRW) GROUP — 3500 60-inch CA models only	AR9	O	O	O
SMOKER'S GROUP — Includes ashtray and cigar lighter	AWS	O	O	O
10K GVWR PACKAGE — Includes 10,000-lb Gross Vehicle Weight Rating (3500 SRW) 4x2 (Z3D), 4x4 (Z8D)	Z3D, Z8D	O	O	O
15K GVWR PACKAGE — Includes 15,000-lb Gross Vehicle Weight Rating (4500 4x2, 4x4) 4x2 (Z4B), 4x4 (Z9B)	Z4B, Z9B	O	O	O
16K GVWR PACKAGE — Includes 16,000-lb Gross Vehicle Weight Rating (4500 4x2, 4x4) 4x2 (Z4C), 4x4 (Z9C)	Z4C, Z9C	O	O	O

S = Standard O = Optional P = Part of Package — = Not available CA = Cab-to-Axle length
NOTE: Some features and/or applications may be late availability.



RAM 3500/4500/5500 CHASSIS CAB JOB RATING INFORMATION

RAM 3500 CHASSIS CAB MAX JOB RATING INFORMATION*							
POWERTRAIN		Regular Cab 60" CA (4x2 / 4x4) SRW	Regular Cab 60" CA (4x2 / 4x4) DRW	Regular Cab 84" CA (4x2 / 4x4) DRW	Crew Cab 60" CA (4x2 / 4x4) SRW	Crew Cab 60" CA (4x2 / 4x4) DRW	
5.7L HEMI® V8	66RF6 6-SPEED AUTOMATIC TRANSMISSION	Max GVWR	10,500	N/A	N/A	10,500	N/A
		Max Payload	4,730 / 4,470	N/A	N/A	4,300 / 4,010	N/A
		Max GAWR front	5,500	N/A	N/A	5,500	N/A
		Max GAWR rear	6,800	N/A	N/A	6,800	N/A
		Max Towing	14,080 / 13,820	N/A	N/A	13,650 / 13,360	N/A
		Max GCWR	20,000	N/A	N/A	20,000	N/A
6.4L HEMI V8	66RFE 6-SPEED AUTOMATIC TRANSMISSION	Max GVWR	10,700 / 11,000	13,500	13,500	10,700 / 11,000	13,500
		Max Payload	4,900 / 4,960	7,350 / 7,120	7,270 / 6,990	4,460 / 4,440	6,880 / 6,600
		Max GAWR front	5,500	5,500	5,500	5,500	5,500
		Max GAWR rear	6,800	9,850	9,850	6,800	9,850
		Max Towing	15,050 / 14,810	14,700 / 14,470	14,620 / 14,340	14,610 / 14,290	14,230 / 13,950
		Max GCWR	21,000	21,000	21,000	21,000	21,000
6.4L HEMI V8	AISIN® HEAVY-DUTY 6-SPEED AUTOMATIC TRANSMISSION	Max GVWR	10,700 / 11,000	14,000	14,000	10,700 / 11,000	14,000
		Max Payload	4,770 / 4,830	7,720 / 7,490	7,640 / 7,360	4,330 / 4,310	7,240 / 6,970
		Max GAWR front	5,500	5,500	5,500	5,500	5,500
		Max GAWR rear	6,800	9,850	9,850	6,800	9,850
		Max Towing	17,920 / 17,680	17,570 / 17,340	17,490 / 17,210	17,480 / 17,160	17,090 / 16,820
		Max GCWR	24,000	24,000	24,000	24,000	24,000
6.7L CUMMINS® TURBO DIESEL	G56 6-SPEED MANUAL TRANSMISSION	Max GVWR	11,600 / 12,000	14,000	14,000	11,600 / 12,000	14,000
		Max Payload	5,030 / 5,180	7,080 / 6,840	6,990 / 6,710	4,590 / 4,670	6,600 / 6,320
		Max GAWR front	6,000	6,000	6,000	6,000	6,000
		Max GAWR rear	6,800	9,850	9,850	6,800	9,850
		Max Towing	19,260 / 19,030	18,930 / 18,690	18,840 / 18,560	18,840 / 18,520	18,450 / 18,170
		Max GCWR	26,000	26,000	26,000	26,000	26,000
6.7L CUMMINS HIGH OUTPUT TURBO DIESEL	AISIN HEAVY-DUTY 6-SPEED AUTOMATIC TRANSMISSION	Max GVWR	11,600 / 12,000	14,000	14,000	11,600 / 12,000	14,000
		Max Payload	4,870 / 5,020	6,920 / 6,680	6,830 / 6,550	4,430 / 4,510	6,440 / 6,160
		Max GAWR front	6,000	6,000	6,000	6,000	6,000
		Max GAWR rear	6,800	9,850	9,850	6,800	9,850
		Max Towing	19,120 / 18,870	22,770 / 22,530	22,680 / 22,400	18,680 / 18,360	22,290 / 22,010
		Max GCWR	26,000	30,000	30,000	26,000	30,000

Weights given in lb. N/A = Not available. *Maximum tow job rating numbers are for a properly equipped vehicle with a 150-lb allowance for the driver. Additional upfits, options, equipment, passengers and cargo weights must be subtracted from tow/payload weight. Please see your dealer for additional information. CA = Cab-to-Axle length. SRW = Single Rear Wheel. DRW = Dual Rear Wheel.

RAM 4500 CHASSIS CAB MAX JOB RATING INFORMATION*							
POWERTRAIN		Regular Cab 60" CA (4x2 / 4x4)	Regular Cab 84" CA (4x2 / 4x4)	Regular Cab 108" CA (4x2 / 4x4)	Regular Cab 120" CA (4x2 / 4x4)	Crew Cab 60" CA (4x2 / 4x4)	Crew Cab 84" CA (4x2 / 4x4)
6.4L HEMI® V8 WITH AISIN® HEAVY-DUTY 6-SPEED AUTOMATIC TRANSMISSION	Max GVWR	16,500	16,500	16,500	16,500	16,500	16,500
	Max Payload	9,660 / 9,270	9,500 / 9,120	9,350 / 9,000	9,210 / 8,940	9,080 / 8,730	8,940 / 8,640
	Max GAWR front	6,500	6,500	7,000	7,000	7,000	7,000
	Max GAWR rear	12,000	12,000	12,000	12,000	12,000	12,000
	Max Towing	19,010 / 18,620	18,850 / 18,470	18,700 / 18,350	18,560 / 18,290	18,430 / 18,080	18,290 / 17,990
	Max GCWR	26,000	26,000	26,000	26,000	26,000	26,000
6.7L CUMMINS® TURBO DIESEL WITH G56 6-SPEED MANUAL TRANSMISSION	Max GVWR	16,500	16,500	16,500	16,500	16,500	16,500
	Max Payload	8,920 / 8,560	8,730 / 8,350	8,640 / 8,230	8,560 / 8,170	8,310 / 7,960	8,170 / 7,870
	Max GAWR front	7,250	7,250	7,250	7,250	7,250	7,250
	Max GAWR rear	12,000	12,000	12,000	12,000	12,000	12,000
	Max Towing	20,270 / 19,910	20,080 / 19,700	19,990 / 19,580	19,910 / 19,520	19,660 / 19,310	19,520 / 19,220
	Max GCWR	28,000	28,000	28,000	28,000	28,000	28,000
6.7L CUMMINS HIGH OUTPUT TURBO DIESEL WITH AISIN HEAVY-DUTY 6-SPEED AUTOMATIC TRANSMISSION	Max GVWR	16,500	16,500	16,500	16,500	16,500	16,500
	Max Payload	8,800 / 8,400	8,570 / 8,190	8,480 / 8,070	8,400 / 8,010	8,150 / 7,800	8,010 / 7,710
	Max GAWR front	7,250	7,250	7,250	7,250	7,250	7,250
	Max GAWR rear	12,000	12,000	12,000	12,000	12,000	12,000
	Max Towing	24,650 / 24,250	24,420 / 24,040	24,330 / 23,920	24,250 / 23,860	24,000 / 23,650	23,860 / 23,560
	Max GCWR	32,500	32,500	32,500	32,500	32,500	32,500

Weights given in lb. N/A = Not available. *Maximum tow job rating numbers are for a properly equipped vehicle with a 150-lb allowance for the driver. Additional upfits, options, equipment, passengers and cargo weights must be subtracted from tow/payload weight. Please see your dealer for additional information. CA = Cab-to-Axle length. SRW = Single Rear Wheel. DRW = Dual Rear Wheel.

RAM 5500 CHASSIS CAB MAX JOB RATING INFORMATION*							
POWERTRAIN		Regular Cab 60" CA (4x2 / 4x4)	Regular Cab 84" CA (4x2 / 4x4)	Regular Cab 108" CA (4x2 / 4x4)	Regular Cab 120" CA (4x2 / 4x4)	Crew Cab 60" CA (4x2 / 4x4)	Crew Cab 84" CA (4x2 / 4x4)
6.4L HEMI® V8 WITH AISIN® HEAVY-DUTY 6-SPEED AUTOMATIC TRANSMISSION	Max GVWR	19,000	19,500	19,500	19,500	19,000	19,500
	Max Payload	12,110 / 11,740	12,480 / 12,100	12,310 / 11,960	12,260 / 11,880	11,600 / 11,220	11,910 / 11,550
	Max GAWR front	6,500	6,500	7,000	7,000	7,000	7,000
	Max GAWR rear	13,500	13,500	13,500	13,500	13,500	13,500
	Max Towing	18,960 / 18,590	18,830 / 18,450	18,660 / 18,310	18,610 / 18,230	18,450 / 18,070	18,260 / 17,900
	Max GCWR	26,000	26,000	26,000	26,000	26,000	26,000
6.7L CUMMINS® TURBO DIESEL WITH G56 6-SPEED MANUAL TRANSMISSION	Max GVWR	19,000	19,500	19,500	19,500	19,000	19,500
	Max Payload	11,390 / 10,990	11,790 / 11,360	11,700 / 11,220	11,610 / 11,140	10,830 / 10,480	11,140 / 10,810
	Max GAWR front	7,250	7,250	7,250	7,250	7,250	7,250
	Max GAWR rear	13,500	13,500	13,500	13,500	13,500	13,500
	Max Towing	20,240 / 19,840	20,140 / 19,710	20,050 / 19,570	19,960 / 19,490	19,680 / 19,330	19,490 / 19,160
	Max GCWR	28,000	28,000	28,000	28,000	28,000	28,000
6.7L CUMMINS HIGH OUTPUT TURBO DIESEL WITH AISIN HEAVY-DUTY 6-SPEED AUTOMATIC TRANSMISSION	Max GVWR	19,000	19,500	19,500	19,500	19,000	19,500
	Max Payload	11,250 / 10,830	11,630 / 11,200	11,540 / 11,060	11,450 / 10,980	10,670 / 10,320	10,980 / 10,910
	Max GAWR front	7,250	7,250	7,250	7,250	7,250	7,250
	Max GAWR rear	13,500	13,500	13,500	13,500	13,500	13,500
	Max Towing	29,600 / 29,180	29,480 / 29,050	29,390 / 28,910	29,300 / 28,830	29,020 / 28,670	28,830 / 28,760
	Max GCWR	37,500	37,500	37,500	37,500	37,500	37,500

Weights given in lb. N/A = Not available. *Maximum tow job rating numbers are for a properly equipped vehicle with a 150-lb allowance for the driver. Additional upfits, options, equipment, passengers and cargo weights must be subtracted from tow/payload weight. Please see your dealer for additional information. CA = Cab-to-Axle length. SRW = Single Rear Wheel. DRW = Dual Rear Wheel.



RAM C/V TRADESMAN®

Properly secure all cargo.

2015 RAM C/V TRADESMAN BUYER'S GUIDE

	SALES CODE	C/V TRADESMAN
CPOS PACKAGE		27C
ENGINE	TRANSMISSION	
3.6L Pentastar® Flex Fuel V6	6-speed automatic with Electronic Range Select and Tow/Haul Mode	ERB/DG2 S
MECHANICAL FEATURES		
ALTERNATOR — 160-amp	BAB	S
BATTERY — 730-amp maintenance-free	BCN	S
BRAKES — Four-wheel heavy-duty antilock	BR3	S
DEFROSTER — Rear-window (included with liftgate glass)	GFA	P
ENGINE BLOCK HEATER	NHK	O
HEAVY-DUTY ENGINE COOLING — Includes engine oil cooler, heavy-duty transmission cooling and heavy-duty radiator	NMC	S
SUSPENSION — Commercial-grade	SDH	S
TIP START	XBN	S
TRAILER SWAY DAMPING ⁽⁵⁾	BNT	S
EXTERIOR FEATURES		
BELT MOLDING — Black	MMG	S
DOOR HANDLES — Black	MNA	S
DOORS — Dual manual-sliding side	GKE/GKA	S
FASCIA — Body-color	MLA	S
GLASS — Solid window inserts for sliding doors, rear-quarter vents and liftgate	GC1	S
— Liftgate (includes rear window defroster and wiper/washer)	GC2	O
— Liftgate and sliding doors	GC3	O
— Liftgate, sliding doors and rear-quarter vents	GC4	O
— Sunscreen (included with liftgate, sliding door and rear-quarter vent glass)	GAE	P
HEADLAMPS — Quad-halogen	LME	S
MIRRORS — Folding, power, heated, Black	GTS	S
TIRES — P225/65R17 BSW Touring	TU3	S
WHEEL COVERS — 17-inch	W7B	S
WINDSHIELD WIPERS — Front, variable/intermittent	JHA	S
— Rear window wiper/washer (included with liftgate glass)	JHB	P
INTERIOR FEATURES		
AIR CONDITIONING — Dual-Zone manual temperature control	HAD	S
— Three-Zone manual temperature control	HAK	O
— Rear air conditioning available (included with Three-Zone manual temperature control)	HBB	P
AIR FILTRATION	JMA	S
ASSIST HANDLE — Front-passenger, mounted on A-pillar	CSR	S
CARGO COMPARTMENT FLOOR MAT — An Authentic Accessory by Mopar®	CKL	O
CONSOLE — Overhead with observation mirror	CUN	S
DOOR LOCKS — Power	JPB	S
FLOOR COVERING — Rubber, front	CLU	S
FLOOR SILENCER — Rear	—	S
LIGHTING — Front: courtesy map; rear: dome	LCA/LCH	S
— Door: courtesy	LCB	S
— Liftgate: single floodlamp	LDF	S
LOAD FLOOR — Flat, aluminum, with antiskid strips	CXM	S
— Deluxe, with three in-floor storage compartments and antiskid strips	CXU	O
— Delete load floor (packaged with Cargo Upfit Prep Package)	CMJ	O/P

S = Standard O = Optional P = Part of Package — = Not available
NOTE: Some features and/or applications may be late availability.

	SALES CODE	C/V TRADESMAN®
CPOS PACKAGE		27C
INTERIOR FEATURES (continued)		
MIRRORS — Visor vanity, driver's side only	GNF	S
— Auto-dimming rearview with integrated microphone for Uconnect® Phone ⁽²¹⁾ (included in Uconnect Hands-Free Group)	GN5	P
POWER OUTLETS — 12-volt DC, located in instrument panel and rear-quarter trim panel	XHL	S
— Auxiliary, 12-volt, in instrument panel	JKP	S
SEATS — Cloth-trimmed	*H7	S
— Power two-way driver's lumbar support (included with power driver's seat)	JPE	P
— Power eight-way driver's seat	JPR	O
SHIFT KNOB — Urethane	CV3	S
— Leather-wrapped (included with Uconnect Hands-Free Group)	CVB	P
SPEED CONTROL	NHM	S
STEERING COLUMN — Tilt/telescoping	SUD	S
STEERING WHEEL — Luxury	SCK	S
— Leather-wrapped (included with Uconnect Hands-Free Group)	SCL	P
— With mounted audio controls	RDZ	S
STORAGE — Open bin in lower instrument panel	RF9	S
— Dual glove boxes	JKN	S
— Mopar® Full-Width Cargo Divider	CWC	O
— Mopar Liftgate Security Grid (requires liftgate sunscreen glass)	XGC	O
WINDOWS — Front, power with driver's one-touch down	JPD	S
UCONNECT		
DELETE UCONNECT SYSTEM	RA8	O
SPEAKER SYSTEMS — Two speakers	RCB	S
— Six speakers included with Uconnect system delete	RCG	P
UCONNECT SYSTEMS — Uconnect 130 AM/FM/CD with MP3/WMA support and audio jack	RES	S
— Uconnect 430N AM/FM/CD/DVD ⁽¹⁾ with MP3/WMA support, 6.5-inch touchscreen, hard drive, SiriusXM® Satellite Radio ⁽¹⁶⁾ audio jack, Uconnect Voice Command ⁽²¹⁾ GPS navigation, SiriusXM Travel Link ⁽¹⁸⁾ and ParkView® Rear Back-Up Camera ⁽²⁴⁾	RHB	O
— Uconnect Voice Command ⁽²¹⁾ — Hands-free communications system; includes auto-dimming rearview mirror with microphone and iPod® connection in glove compartment (included with Uconnect Hands-Free Group)	RSP	P
— SiriusXM Satellite Radio ⁽¹⁶⁾ — Includes 1-year subscription (included with Uconnect Hands-Free Group or Uconnect 430N system)	RSC	O/P
SAFETY AND SECURITY		
ACTIVE HEAD RESTRAINTS ⁽²⁵⁾	CBD	S
AIR BAGS ⁽²³⁾ — Advanced multistage driver and front-passenger, includes low-risk deployment	CG3	S
— Supplemental front-seat side-mounted	CJ1	S
— Supplemental side-curtain front	CJ4	S
— Driver's knee blocker	CGY	S
ELECTRONIC STABILITY CONTROL (ESC) ⁽¹⁵⁾ — Includes Brake Assist and All-Speed Traction Control	BNB	S
PARKVIEW REAR BACK-UP CAMERA ⁽²⁴⁾ — Included with Uconnect 430N system	XAC	P
REMOTE KEYLESS/ILLUMINATED ENTRY SYSTEM — Includes two transmitters, Sentry Key® antitheft engine immobilizer and headlamps-off time delay	GXW	S
SECURITY ALARM	LSA	O
TIRE PRESSURE MONITORING SYSTEM — Warning lamp	LAB	S
PACKAGES/EQUIPMENT GROUPS		
CARGO INTERIOR TRIM DELETE GROUP — Includes Cargo Upfit Prep Package, rear silencers delete and rear 12-volt power outlet delete	AS8	O
CARGO UPFIT PREP PACKAGE — Includes Cargo Interior Trim Delete Group and load floor delete	AZ3	O
POWER WINDOW GROUP — Includes power front windows, power second-row windows and power third-row vents	AWH	O
SMOKER'S GROUP — Includes cigar lighter and ashtray	AWS	O
TRAILER TOW GROUP — Includes Class II hitch receiver and trailer-tow wiring harness	AHT	O
UCONNECT HANDS-FREE GROUP — Includes leather-wrapped shift knob, auto-dimming rearview mirror with microphone, steering wheel-mounted audio controls, SiriusXM Satellite Radio ⁽¹⁶⁾ Bluetooth® Streaming Audio, Uconnect Voice Command ⁽²¹⁾ remote USB port and leather-wrapped steering wheel	AAJ	O

⁽¹⁾In-dash DVD capability is not available in all states. See your dealer for details.



17-inch Wheel Cover
Standard on C/V Tradesman
(W7B)

BEST-IN-CLASS CAPABILITY	
Cargo Capacity ⁽¹¹⁾	up to 155.5 cu ft
Payload ⁽¹¹⁾	1,800 lb
Towing ⁽¹¹⁾	3,600 lb ^(†)

^(†)When properly equipped.

RAM PROMASTER® VAN

RAM PROMASTER® CUTAWAY/CHASSIS CAB



16-inch Steel Wheel with Center Cap
Standard for Ram ProMaster
1500/2500/3500
(WCS and WMN)



16-inch Steel Wheel with Optional Cover
Optional for Ram ProMaster
1500/2500/3500
(W6A)



16-inch Aluminum Wheel
Optional for Ram ProMaster
1500/2500/3500
(WDN)

2015 RAM PROMASTER 1500/2500/3500 VAN AND 2500/3500 CUTAWAY/CHASSIS CAB BUYER'S GUIDE

ENGINES AND TRANSMISSIONS

3.0L EcoDiesel I4 with 6-speed Dual Active Drive transmission
3.6L Pentastar® V6 with 6-speed automatic transmission

SUSPENSIONS

LIGHT-DUTY — 1500 118-inch wheelbase
MEDIUM-DUTY — 1500 136-inch wheelbase
HEAVY-DUTY — 2500/3500

TOURING

RV/MOTORHOME SUSPENSION (available on 3500 Cargo Van models)

MECHANICAL FEATURES

ALTERNATOR — 180-amp
— 220-amp (packaged with 3.0L EcoDiesel I4)
BATTERY — 95-amp
— 100-amp (packaged with 3.0L EcoDiesel I4)

CRUISE CONTROL

ELECTRONIC STABILITY CONTROL (ESC)^(S)

ELECTRONIC VEHICLE TRACKING SYSTEM

ENGINE BLOCK HEATER — 3.0L EcoDiesel I4 only

FUEL TANK — 24-gallon

POWER STEERING

SPEED LIMITER — 55-mph, 60-mph, 65-mph and 70-mph (dealer-activated)

EXTERIOR FEATURES

DAYTIME RUNNING LIGHTS

DOORS, REAR — 260-degree-opening with fixed glass
— 260-degree-opening with no glass

DOORS, SIDE — Left-side with fixed glass (not available on 118-inch wheelbase)
— Left-side with no glass (not available on 118-inch wheelbase)
— Right-side with fixed glass
— Right-side with no glass

EXTENDED WIRING

FRONT FOG LAMPS WITH BRIGHT GRILLE — Included with Premium Appearance Group

HALOGEN HEADLAMPS

S = Standard O = Optional P = Part of Package — = Not available NOTE: Some features and/or applications may be late availability.

	SALES CODE	VAN	WINDOWED	CHASSIS CAB	CUTAWAY
3.0L EcoDiesel I4 with 6-speed Dual Active Drive transmission	—	O	O	O	O
3.6L Pentastar® V6 with 6-speed automatic transmission	—	S	S	S	S
SUSPENSIONS					
LIGHT-DUTY — 1500 118-inch wheelbase	SDA	S	—	—	—
MEDIUM-DUTY — 1500 136-inch wheelbase	SDJ	S	—	—	—
HEAVY-DUTY — 2500/3500	SDB	S	O	S	S
TOURING	SDC	—	S	—	—
RV/MOTORHOME SUSPENSION (available on 3500 Cargo Van models)	SDD	O	—	O	O
MECHANICAL FEATURES					
ALTERNATOR — 180-amp	BAB	S	S	—	—
— 220-amp (packaged with 3.0L EcoDiesel I4)	BAJ	O / S	O / S	S	S
BATTERY — 95-amp	BCY	S	S	S	S
— 100-amp (packaged with 3.0L EcoDiesel I4)	BDC	P	P	P	P
CRUISE CONTROL	NHM	O	O	O	O
ELECTRONIC STABILITY CONTROL (ESC) ^(S)	BNB	S	S	S	S
ELECTRONIC VEHICLE TRACKING SYSTEM	AES	O	O	O	O
ENGINE BLOCK HEATER — 3.0L EcoDiesel I4 only	NHK	O	O	O	O
FUEL TANK — 24-gallon	NFE	S	S	S	S
POWER STEERING	SBA	S	S	S	S
SPEED LIMITER — 55-mph, 60-mph, 65-mph and 70-mph (dealer-activated)	NHR	S	S	S	S
EXTERIOR FEATURES					
DAYTIME RUNNING LIGHTS	LMK	O	O	O	O
DOORS, REAR — 260-degree-opening with fixed glass	GLB	O	S	—	—
— 260-degree-opening with no glass	GLF	S	—	—	—
DOORS, SIDE — Left-side with fixed glass (not available on 118-inch wheelbase)	GKD	O	—	—	—
— Left-side with no glass (not available on 118-inch wheelbase)	GKE	O	—	—	—
— Right-side with fixed glass	GKB	O	S	—	—
— Right-side with no glass	GKA	S	—	—	—
EXTENDED WIRING — Taillamps	XGF	—	—	S	S
FRONT FOG LAMPS WITH BRIGHT GRILLE — Included with Premium Appearance Group	LNJ	P	P	P	P
HALOGEN HEADLAMPS	LMA	S	S	S	S

2015 RAM PROMASTER® 1500/2500/3500 VAN AND 2500/3500 CUTAWAY/CHASSIS CAB BUYER'S GUIDE

	SALES CODE	VAN	WINDOWED	CHASSIS CAB	CUTAWAY
EXTERIOR FEATURES (continued)					
MIRRORS — Manual-adjustable, manual-foldaway	GTP	S	S	S	S
— Power-adjustable, heated	GTB	0	0	0	0
— Power-adjustable/power-folding, heated	GTR	0	0	—	—
ROOF CLEARANCE LAMPS — Front	LNC	S	S	S	S
— Rear	LNG	S	S	—	—
INTERIOR FEATURES					
12-VOLT AUXILIARY POWER — Front	JJJ	S	S	S	S
— Rear	JKP	0	0	—	—
AIR CONDITIONING — Delete air conditioning; heater only	HCD	0	0	0	0
— Manually controlled, with heat	HAA	S	S	S	S
CARGO COMPARTMENT FLOOR MAT	CKL	0	—	—	—
CARGO LAMPS — Rear	LPE	S	S	—	—
CARGO PARTITION — None	CTP	S	S	—	—
— With sliding window	XJ1	0	—	—	—
— Without window	CWC	0	—	—	—
CARGO TIE-DOWN RINGS — Floor	—	S	S	—	—
— Side-wall (included with Cargo Convenience Group)	CKT	P	P	—	—
POWER DOOR LOCKS	—	S	S	S	S
REAR ASSIST HANDLES	CSR	0	0	—	—
REAR HEATER AND AIR CONDITIONING PREP	HGD	0	0	0	0
REAR WINDOW DEFROSTER — Requires rear-hinged doors with fixed glass on Cargo Van	GFA	0	S	—	—
REAR WINDOW GUARDS	XGC	0	—	—	—
SEATING SURFACES — Cloth	*A7	S	S	S	S
— Cloth/vinyl	*B7	0	0	0	0
SEATS — 4-way manually adjustable driver and front-passenger bucket	CDN/COT	S	S	S	S
— Driver 6-way adjustable (not available with driver suspension seat or passenger swivel seat)	CDL	0	0	0	0
— Driver/passenger 6-way adjustable (N/A with passenger double seat or driver suspension seat)	CDU	0	0	0	0
— Driver suspension (not available with driver swivel seat, heated driver seat or 6-way adjustable seat)	CXX	0	0	0	0
— Driver swivel (requires cloth seating surfaces, not available with passenger double seat, cargo partition or heated seat)	CEA	0	0	0	0
— Heated driver (requires 6-way adjustable driver seat)	CMB	0	0	0	0
— Heated passenger (requires 6-way adjustable driver/passenger seats)	CMC	0	0	0	0
— Passenger double	CAA	0	—	0	—
— Passenger-seat delete	CD9	0	0	0	0
— Passenger swivel (requires cloth seating surfaces and driver swivel seat; not available with cargo partition or heated seat)	CHR	0	0	0	0
SPRAY-ON FLOOR LINER	XMF	0	—	—	—
STEERING COLUMN — Telescoping	SUC	S	S	S	S
STEERING WHEEL — Leather-wrapped	SCC	0	0	0	0
STORAGE NET — Included with Cargo Convenience Group	CKR	P	P	—	—
TIRE PRESSURE MONITORING LIGHT	XGM	S	S	S	S
UPFIT INTERFACE CONNECTORS	BC3	0	0	0	0
WALL PANELS — Full-side	CTE	0	—	—	—
— Lower-side	CMG	0	0	—	—
WINDOWS — Power	JPY	S	S	S	S
WOOD FLOOR — Rear	CME	0	0	—	—
UCONNECT®					
AM/FM/MP3	RH3	S	S	S	S
NAVIGATION — Requires Uconnect 5.0 system	JLN	0	0	0	0
SYSTEM WIRING PREP — Includes four speakers and media input hub	RA9	0	0	0	0
UCONNECT 5.0	RA2	0	0	0	0
SAFETY AND SECURITY					
AIR BAGS ⁽²³⁾ — Six	CG3, CJ4, CJ1	S	S	S	S
DOT-CERTIFIED ROADSIDE SAFETY KIT	ACL	0	0	0	0
PARKSENSE® REAR PARK ASSIST ⁽²⁴⁾	XAA	0	0	—	—
PARKVIEW® REAR BACK-UP CAMERA ⁽²⁴⁾	XAC	0	0	—	—
REAR CAMERA WIRING PREP	XA3	S	S	—	—
REMOTE START — Not available with 3.0L EcoDiesel I4	JJL	0	0	0	0
PACKAGES/EQUIPMENT GROUPS					
CARGO CONVENIENCE GROUP — Side-wall cargo tie-down rings and cargo net	AWF	0	0	—	—
COLD WEATHER FRONT GRILLE COVER — 3.0L EcoDiesel I4 only	XD6	0	0	0	0
INTERIOR CONVENIENCE GROUP — Includes non-locking underseat storage tray, windshield document holder, shelf above roof trim and locking glove box	AVV	0	0	0	0
PREMIUM APPEARANCE GROUP — Front fog lamps with bright grille	ALU	0	0	0	0
SMOKER'S GROUP — Removable ash tray and cigar lighter	AWS	0	0	0	0
TRAILER TOW GROUP — Class V hitch receiver and 4- / 7-pin wiring harness	AHT	0	0	—	—

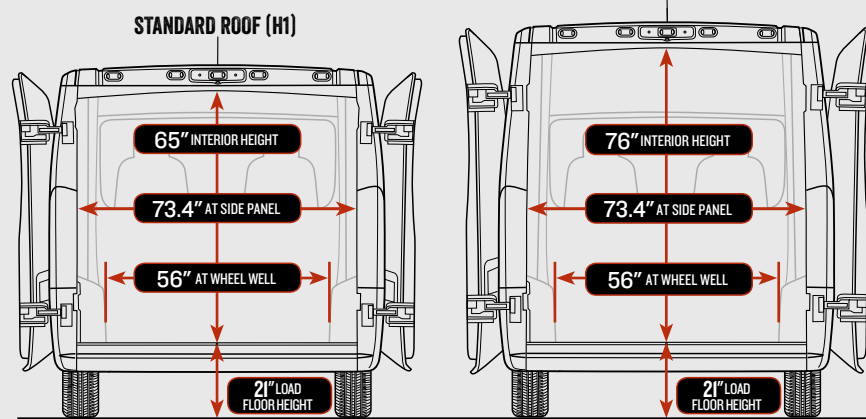
S = Standard 0 = Optional P = Part of Package — = Not available NOTE: Some features and/or applications may be late availability.

2015 RAM PROMASTER® 1500/2500/3500 VAN AND 2500/3500 CUTAWAY/CHASSIS CAB TOWING AND PAYLOAD

MAXIMUM PAYLOAD AND TOWING CAPACITIES*

POWERTRAIN	Body Style	Wheelbase (inches)	Vehicle Height (inches)	Overall Length (inches)	Curb Weight (lb)	GVWR (lb)	Payload (lb)	Towing Capacity (lb)	GCWR (lb)
3.6L Pentastar® V6 / 6-speed Automatic Transmission	1500 CARGO VAN	118	91	195	4,551	8,550	3,990	5,100	11,500
		136	91	213.1	4,624	8,550	3,920	5,100	11,500
		136	101	213.1	4,731	8,550	3,810	5,100	11,500
	2500 CARGO VAN	136	101	213.1	4,764	8,900	4,130	5,100	11,500
		159	101	236	4,889	8,900	4,010	5,100	11,500
		159	101	236	4,968	8,900	3,930	5,100	11,500
	3500 CARGO VAN	159	101	236	4,903	9,350	4,440	5,100	11,500
		159 Ext.	101	250	5,017	9,350	4,330	5,100	11,500
		2500 CHASSIS CAB/ CUTAWAY	136	91	211	4,217 / 4,173	8,900	4,680 / 4,720	5,100
	3500 CHASSIS CAB/ CUTAWAY	159	91	234	4,239 / 4,183	9,350	5,110 / 5,160	5,100	11,500
		159 Ext.	91	248	4,272 / 4,228	9,350	5,070 / 5,120	5,100	11,500
		3.0L EcoDiesel I4 / 6-speed Dual Active Drive Transmission	1500 CARGO VAN	118	91	195	4,792	8,550	3,750
136	91			213.1	4,862	8,550	3,680	5,100	12,500
136	101			213.1	4,954	8,550	3,590	5,100	12,500
2500 CARGO VAN	136		101	213.1	5,005	8,900	3,890	5,100	12,500
	159		101	236	5,147	8,900	3,750	5,100	12,500
	159		101	236	5,208	8,900	3,690	5,100	12,500
3500 CARGO VAN	159	101	236	5,185	9,350	4,160	5,100	12,500	
	159 Ext.	101	250	5,257	9,350	4,090	5,100	12,500	
	2500 CHASSIS CAB/ CUTAWAY	136	91	211	4,457 / 4,414	8,900	4,440 / 4,480	5,100	12,500
3500 CHASSIS CAB/ CUTAWAY	159	91	234	4,480 / 4,435	9,350	4,870 / 4,910	5,100	12,500	
	159 Ext.	91	248	4,511 / 4,468	9,350	4,830 / 4,880	5,100	12,500	

PROMASTER VAN ROOF OPTIONS



303.7 CUBIC FEET*
MAX CARGO AREA

Meets SAE J1100 requirements.

462.9 CUBIC FEET†
MAX CARGO AREA

Meets SAE J1100 requirements.

*When properly equipped. Up to 353 cu ft of usable storage on 136-inch wheelbase standard roof models. †When properly equipped. Up to 530 cu ft of usable storage on High Roof extended models.

RAM PROMASTER® CITY



Properly secure all cargo.



16-inch Steel Wheel with Center Cap
Standard on Tradesman® Cargo Van/Wagon
(WDL)



16-inch Steel Wheel Cover
Standard on Tradesman SLT
Cargo Van/Wagon SLT
Optional on Tradesman Cargo Van/Wagon
(WCS)



16-inch Aluminum Wheel
Available on Tradesman SLT
Cargo Van/Wagon SLT
(WDN)

2015 RAM PROMASTER CITY™ BUYER'S GUIDE

CPOS

ENGINE

2.4L Tigershark® MultiAir®2 I4

TRANSMISSION

9-speed automatic (DFH)

MECHANICAL FEATURES

ALTERNATOR — 160-amp

BATTERY — 700-amp maintenance-free

BRAKES — Four-wheel antilock

FRONT AND REAR STABILIZER BARS

FUEL TANK — 16-gallon

HEAVY-DUTY SUSPENSION

PUNCTURE SEALANT AND PORTABLE AIR COMPRESSOR

VEHICLE TRACKING SYSTEM

EXTERIOR FEATURES

ADJUSTABLE ROOF RAIL CROSSBARS

BODYSIDE MOLDING — Black

BUMPERS — Front and rear, Black

— Body-color

DAYTIME RUNNING LIGHTS

DOORS — Dark-tint glass (not available with side and rear doors with solid panels on Cargo Van models)

— Rear with 180-degree opening

— Side and rear doors with solid panels

— Rear hinged doors with glass

— Rear and sliding side doors with vented glass

— Rear and sliding side door glass

FOG LAMPS — Front (requires Lights and Wheels Group)

HEADLAMPS — Halogen

MIRRORS — Manual-adjustable

— Power-adjustable/folding/heated with body-color caps

ROOF RACK

SIDE ROOF RAILS

SPLASH GUARDS

TIRES — 215/55R16XL BSW All-Season

WHEEL COVERS — 16-inch steel wheels painted Black with full wheel covers

WHEELS — 16-inch steel wheels painted Silver with center cap

— 16-inch aluminum wheels (requires Lights and Wheels Group)

INTERIOR FEATURES

AIR CONDITIONING

DOOR LOCKS — Power

LIGHTING — Map/courtesy/cargo lamps

— Cargo area LED lighting

SEATS — Cloth low-back bucket seats with manual adjuster

— Premium cloth bucket seats with manual adjustable lumbar control

— 60/40 fold-and-tumble 3-passenger rear bench

— Heated front seats (included with Popular Equipment Group)

SPEED CONTROL

STEERING COLUMN — Tilt/telescoping

STEERING WHEEL — Luxury

— Leather-wrapped (included with Uconnect® 5.0 system)

WINDOWS — Front power with one-touch down

— Second-row power windows (included with Popular Equipment Group)

— Tinted (requires rear and side sliding doors with vented glass on Cargo Van models)

— Dark tint (not available with side and rear doors with solid panels on Cargo Van models)

UCONNECT

SIRIUSXM® SATELLITE RADIO⁽¹⁶⁾ — Requires Uconnect 5.0 system

UCONNECT SYSTEMS — Uconnect 3.0 AM/FM with media hub with USB and auxiliary input

— Uconnect 5.0 AM/FM with 5-inch touchscreen display, media hub (with USB and auxiliary input), Uconnect with Bluetooth^(19,21)

— Uconnect 5.0 AM/FM with 5-inch touchscreen display, media hub (with USB and auxiliary input), GPS navigation, Uconnect with Bluetooth⁽²¹⁾

SAFETY AND SECURITY

AIR BAGS⁽²³⁾ — Front, driver and passenger

— Driver's-side inflatable knee bolster

— Supplemental front-seat side

— Supplemental side-curtain for 1st and 2nd row

— Supplemental side-curtain for 1st row

SALES CODE	TRADESMAN® CARGO VAN	TRADESMAN SLT CARGO VAN	WAGON	WAGON SLT
	2TC	2TD	2TA	2TB
ENGINE	—	S	S	S
TRANSMISSION	—	S	S	S
MECHANICAL FEATURES				
ALTERNATOR — 160-amp	BAB	S	S	S
BATTERY — 700-amp maintenance-free	BC8	S	S	S
BRAKES — Four-wheel antilock	BGK	S	S	S
FRONT AND REAR STABILIZER BARS	SHC	S	S	S
FUEL TANK — 16-gallon	NFZ	S	S	S
HEAVY-DUTY SUSPENSION	SDB	S	S	S
PUNCTURE SEALANT AND PORTABLE AIR COMPRESSOR	XAH	S	S	S
VEHICLE TRACKING SYSTEM	XDJ	0	0	0
EXTERIOR FEATURES				
ADJUSTABLE ROOF RAIL CROSSBARS	MWF	0	0	0
BODYSIDE MOLDING — Black	MJA	S	S	S
BUMPERS — Front and rear, Black	MLM	S	—	S
— Body-color	MLA	—	S	—
DAYTIME RUNNING LIGHTS	LMK	0	0	0
DOORS — Dark-tint glass (not available with side and rear doors with solid panels on Cargo Van models)	GEG	0	0	0
— Rear with 180-degree opening	GLE	S	S	S
— Side and rear doors with solid panels	GC1	S	S	—
— Rear hinged doors with glass	GC2	0	0	—
— Rear and sliding side doors with vented glass	GC3	0	0	—
— Rear and sliding side door glass	GC4	—	S	S
FOG LAMPS — Front (requires Lights and Wheels Group)	LNJ	—	P	—
HEADLAMPS — Halogen	LMA	S	S	S
MIRRORS — Manual-adjustable	GTZ	S	—	S
— Power-adjustable/folding/heated with body-color caps	GTS	—	S	—
ROOF RACK	MWM	0	0	—
SIDE ROOF RAILS	MWE	0	0	0
SPLASH GUARDS	MKN	0	0	0
TIRES — 215/55R16XL BSW All-Season	TMC	S	S	S
WHEEL COVERS — 16-inch steel wheels painted Black with full wheel covers	WCS	0	S	0
WHEELS — 16-inch steel wheels painted Silver with center cap	WDL	S	—	S
— 16-inch aluminum wheels (requires Lights and Wheels Group)	WDN	—	P	—
INTERIOR FEATURES				
AIR CONDITIONING	HAA	S	S	S
DOOR LOCKS — Power	—	S	S	S
LIGHTING — Map/courtesy/cargo lamps	LBC	S	S	S
— Cargo area LED lighting	LCP	0	0	—
SEATS — Cloth low-back bucket seats with manual adjuster	*B7	S	—	S
— Premium cloth bucket seats with manual adjustable lumbar control	*C7	—	S	—
— 60/40 fold-and-tumble 3-passenger rear bench	CFE	—	S	S
— Heated front seats (included with Popular Equipment Group)	JPM	—	P	—
SPEED CONTROL	NHM	0	0	0
STEERING COLUMN — Tilt/telescoping	SUD	S	S	S
STEERING WHEEL — Luxury	SCK	S	—	S
— Leather-wrapped (included with Uconnect® 5.0 system)	SCG	P	S	P
WINDOWS — Front power with one-touch down	JP3	S	S	S
— Second-row power windows (included with Popular Equipment Group)	JPG	—	P	—
— Tinted (requires rear and side sliding doors with vented glass on Cargo Van models)	GAC	P	P	S
— Dark tint (not available with side and rear doors with solid panels on Cargo Van models)	GEG	0	0	0
UCONNECT				
SIRIUSXM® SATELLITE RADIO ⁽¹⁶⁾ — Requires Uconnect 5.0 system	RSD	0	0	0
UCONNECT SYSTEMS — Uconnect 3.0 AM/FM with media hub with USB and auxiliary input	RA1	S	—	S
— Uconnect 5.0 AM/FM with 5-inch touchscreen display, media hub (with USB and auxiliary input), Uconnect with Bluetooth ^(19,21)	RA2	0	S	0
— Uconnect 5.0 AM/FM with 5-inch touchscreen display, media hub (with USB and auxiliary input), GPS navigation, Uconnect with Bluetooth ⁽²¹⁾	RA5	0	0	0
SAFETY AND SECURITY				
AIR BAGS ⁽²³⁾ — Front, driver and passenger	CGT/CGE	S	S	S
— Driver's-side inflatable knee bolster	CGY	S	S	S
— Supplemental front-seat side	CJ1	S	S	S
— Supplemental side-curtain for 1st and 2nd row	CJ4	—	—	S
— Supplemental side-curtain for 1st row	CJ2	S	S	—

S = Standard 0 = Optional P = Part of Package — = Not available

NOTE: Some features and/or applications may be late availability.

2015 RAM PROMASTER CITY™ BUYER'S GUIDE (CONTINUED)

	SALES CODE	TRADESMAN® CARGO VAN	TRADESMAN SLT CARGO VAN	WAGON	WAGON SLT
SAFETY AND SECURITY (continued)					
DOT-CERTIFIED ROADSIDE SAFETY KIT	ACL	0	0	0	0
ELECTRONIC STABILITY CONTROL (ESC) ¹⁵¹ — Includes Brake-Lock Differential, Electronic Roll Mitigation, Hill Start Assist, Trailer Sway Damping, ¹⁵² Brake Assist and All-Speed Traction Control	BNB	S	S	S	S
PARKSENSE® REAR PARK ASSIST ²⁴¹ — Included with Rear Back-Up Camera Group; not available with Uconnect® 3.0 system	XAA	P	P	P	P
PARKVIEW® REAR BACK-UP CAMERA ²⁴¹ — Included with Rear Back-Up Camera Group; not available with Uconnect 3.0 system	XAC	P	P	P	P
REMOTE KEYLESS ENTRY	GXM	S	S	S	S
REMOTE START SYSTEM	JJL	0	0	0	0
TIRE PRESSURE MONITORING SYSTEM — Warning lamp	LAB	S	S	S	S
PACKAGES/EQUIPMENT GROUPS					
CARGO PARTITION PACKAGES — Solid; includes cargo partition with no window and real wall trim	AS1	0	0	—	—
— Window; includes cargo partition with window and rear wall trim	AHA	0	0	—	—
LIGHTS AND WHEELS GROUP — Includes front fog lamps and 16-inch aluminum wheels	AZK	—	0	—	0
POPULAR EQUIPMENT GROUP — Includes heated front seats, 2nd-row power window and six speakers on Wagon models (requires side sliding door with vented glass on Cargo Van models)	AJY	—	0	—	0
REAR BACK-UP CAMERA GROUP — Includes ParkView Rear Back-Up Camera ²⁴¹ and ParkSense Rear Park Assist ²⁴¹ (not available with Uconnect 3.0 system)	AMV	0	0	0	0
REAR WIPER/WASHER/DEFROSTER GROUP — Includes rear window defroster and rear window wiper/washer (requires deep-tint sunscreen glass; not available with side and rear doors with solid panels)	AMF	0	0	0	0
TRAILER TOW GROUP — Includes Class III hitch receiver and 4- / 7-pin wiring harness	AHT	0	0	0	0

S = Standard 0 = Optional P = Part of Package — = Not available
NOTE: Some features and/or applications may be late availability.

MAXIMUM PAYLOAD AND TOWING CAPACITIES

	TRADESMAN® CARGO VAN	TRADESMAN SLT CARGO VAN	WAGON	WAGON SLT
GVWR (lb)	5,395	5,395	5,395	5,395
GCWR (lb)	5,900	5,900	5,900	5,900
CURB WEIGHT (lb)	3,527	3,527	3,695	3,695
MAXIMUM PAYLOAD (lb)	1,883	1,883	1,700	1,700
MAXIMUM TOWING* (lb)	2,000	2,000	1,800	1,800





*When properly equipped.






Properly secure all cargo.





RAM PICKUP AND CHASSIS CAB CONFIGURATIONS





	1500 PICKUPS		2500/3500 PICKUPS		3500/4500/5500 CHASSIS CABS				
	SRW	SRW	DRW	SRW	DRW				
 REGULAR CAB	 RB 6'4" 8'	 8'	 8'	 60"	 60"	 84"	 108"	 120"	 120"
 QUAD CAB®	 RB 6'4"								
 CREW CAB	 RB 5'7"	 RB 6'4"		 60"	 60"	 84"			
 MEGA CAB®		 RB 6'4"	 8'						




-  CARGO BED LENGTH
-  CAB-TO-AXLE LENGTH (CA)
-  RAMBOX® SYSTEM AVAILABLE
- SRW = SINGLE REAR WHEEL
- DRW = DUAL REAR WHEEL

RAM PROMASTER CITY™ CONFIGURATIONS

PROMASTER CITY			
 TRADESMAN® CARGO VAN	 122.4"	 PASSENGER WAGON	 122.4"

RAM PROMASTER® VAN AND CHASSIS CAB/CUTAWAY CONFIGURATIONS

	PROMASTER 1500	PROMASTER 2500	PROMASTER 3500	
 CARGO VAN STANDARD ROOF	 118" 105.1"	 136" 122.8"		
 CARGO VAN HIGH ROOF	 136" 122.8"	 136" 122.8"	 159" 145.9"	 159" 160.2"
 WINDOWED VAN HIGH ROOF ONLY		 159" 145.9"		
 CHASSIS CAB / CUTAWAY STANDARD ROOF ONLY		 136" 81"	 159" 104"	 159" 104"

-  CAB-TO-AXLE LENGTH (CA)
-  WHEELBASE
-  LOAD FLOOR LENGTH

EXTERIOR PAINT COLORS

BLACK - 3

BRILLIANT BLACK CRYSTAL PEARL - 1, 2, 4

BLACK METALLIC - 5

TRUE BLUE PEARL - 1, 2, 3, 4

BLACK FOREST GREEN PEARL - 1, 2

GRANITE CRYSTAL METALLIC - 2, 3

MAXIMUM STEEL METALLIC - 1, 2

QUARTZ GRAY METALLIC - 5

MINERAL GRAY METALLIC - 1

BILLET SILVER METALLIC - 4

BLUE NIGHT METALLIC - 5

SILVER METALLIC - 5

BLUE STREAK PEARL - 2

BRIGHT SILVER METALLIC - 1, 2, 3

BRIGHT WHITE - 1, 2, 3, 4, 5

SANDSTONE - 3

PRAIRIE PEARL - 1, 2

FLAME RED - 1, 2, 3

COPPERHEAD PEARL - 1

REDLINE 2-COAT PEARL - 4

DEEP CHERRY RED CRYSTAL PEARL - 1, 2, 3

WESTERN BROWN PEARL - 1, 2

DEEP RED METALLIC - 5

BRIGHT RED - 5

SPECIAL EXTERIOR PAINT COLORS*

MIDNIGHT BLUE - 1, 2

DARK BROWN - 1, 2, 3, 5

TIMBERLINE GREEN PEARL - 1, 2

TREE GREEN - 1, 2

LIGHT GREEN - 1, 2

BRIGHT GREEN - 1, 2

HOLLAND BLUE - 1, 2

HILLS GREEN / GREEN ANGEL - 1, 2, 3

POWER TAN - 1, 2

ROBIN EGG BLUE - 1, 2

BROOM YELLOW - 3, 5

LIGHT CREAM - 1, 2

YELLOW - 1, 2

NATIONAL SAFETY YELLOW - 1, 2

DETONATOR YELLOW - 1, 2

CONSTRUCTION YELLOW - 1, 2

OMAHA ORANGE - 1, 2

SCHOOL BUS YELLOW - 1, 2

BRIGHT RED - 1, 2

AGRICULTURE RED - 1, 2

COLOR AVAILABILITY LEGEND

1: RAM 1500 2: RAM 2500/3500 AND CHASSIS CABS 3: RAM PROMASTER® 4: RAM C/V TRADESMAN® 5: RAM PROMASTER CITY™

*See your dealer for special paint color ordering requirements.

INTERIOR SEAT FABRICS

Hudson/Legacy Cloth Black

Ram C/V Tradesman®

Hudson/Legacy Cloth Light Graystone

Ram C/V Tradesman

Cloth Black

Ram ProMaster®

Vinyl Black

Ram ProMaster

Cloth Black

Ram ProMaster City™

Work-Grade Vinyl Diesel Gray

Tradesman, HD and Chassis Cab only

Premium Cloth Black

Ram ProMaster City

Sedoso/Embossed Cloth Diesel Gray

Tradesman, Express, HFE, SLT and Power Wagon®

Vinyl Diesel Gray

Tradesman, Express and Power Wagon Tradesman

Sedoso/Carbide Cloth Diesel Gray

SLT, Big Horn/Lone Star*, Outdoorsman® and Power Wagon

Sedoso/Embossed Cloth Canyon Brown

SLT and Power Wagon

Bristol Vinyl/Sport Mesh Cloth Black

Sport (1500 only)

Sedoso/Carbide Cloth Canyon Brown

SLT, Big Horn/Lone Star*, Outdoorsman and Power Wagon

Bristol Leather/Perforated Leather Trim Light Frost Beige

Laramie® and Power Wagon Laramie

Bristol Leather/Perforated Leather Trim Black

Sport, Laramie and Power Wagon Laramie

Natura Leather/Perforated Leather with Dark Saddle Piping and Tan Accent Stitching Canyon Brown

Laramie Longhorn® (not available on Chassis Cab models)

Natura Leather/Perforated Leather with Black Piping and Black Accent Stitching Cattle Tan

Laramie Longhorn (not available on Chassis Cab models)

Natura Leather/Perforated Leather with Medium Gray Stone Piping and Medium Gray Stone Accent Stitching Black

Laramie Limited (not available on Chassis Cab models)

Natura Leather with Laser Etching/Perforated Leather with Dark Saddle Piping and Tan Accent Stitching Canyon Brown

Laramie Longhorn (not available on Chassis Cab models)

*Lone Star model available only in Texas.

THE RIGHT UPFIT FOR YOUR RAM TRUCK.

Because it's the most important and expensive tool in your business toolbox, you can increase your truck's efficiency and customize its capability with an upfit—an aftermarket body modification. Ram Commercial is ready to help.

Select upfitters who meet our criteria for excellence, and who agree to our guidelines, ensure that your truck performs to spec. Streamline the process by identifying the type of work, operating conditions (work site, on/off-road, etc.), type and amount of weight or payload, and type and weight of trailer and contents (if applicable).

You'll find the most recent list of these upfitters and the comprehensive Body Builder's Guides—critical details, technical specs and measurements—at ramtrucks.com/commercial. Log on to rambodybuilder.com or use our toll-free hotline for Body Builder questions or assistance: the number is 866-205-4102.

THE FINAL WORD: FROM ACCESSORIES TO WARRANTIES.

5-YEAR/100,000-MILE POWERTRAIN LIMITED WARRANTY. Transferable. See your dealer for complete details and a copy of the 5-Year/100,000-Mile Powertrain Limited Warranty.

3-YEAR/36,000-MILE BASIC LIMITED WARRANTY. Ram vehicles are covered by an FCA US LLC 3-Year/36,000-Mile Basic Limited Warranty. See your dealer for a copy of this limited warranty. Excludes normal maintenance and wear items.

BUSINESSLINK. If your business relies on vehicles, **BUSINESSLINK** can save you time, money and hassles. For more, log on to chryslercommercialvehicles.com or call us toll-free at 877-2THELINK (877-284-3546).

MOPAR VEHICLE PROTECTION. Mopar Vehicle Protection is the only extended protection backed by the manufacturer. FCA US LLC stands behind Mopar Vehicle Protection with certified, factory-trained technicians, genuine Mopar® parts and service at any dealership within the United States, Canada, Puerto Rico or Mexico. Be sure to ask for a Mopar Vehicle Protection plan at your dealership. For more information, call us toll-free at 800-442-2666 or visit moparvehicleprotection.com

AUTHENTIC ACCESSORIES BY MOPAR are designed for exceptional fit, finish and performance. Visit your dealership or mopar.com

UCONNECT. With Uconnect, you're always connected—to people, places, music, movies and the Internet.

SIRIUSXM® SATELLITE RADIO. Over 130 channels, including commercial-free music, sports, news, talk, comedy and entertainment. Factory-installed SiriusXM Satellite Radio[®] includes a one-year subscription. For more, go to siriusxm.com

RAM OUTFITTER is a collection of handpicked items bearing the Ram identity—from apparel to tools for work and play. It's all found at ramtrucks.com/outfitter

¹Based on latest available competitive information. Class based on 250/2500 and 350/3500 pickups. ²Transferable. See your dealer for complete details and a copy of the 5-Year/100,000-Mile Powertrain Limited Warranty. ³Ram vehicles are covered by a FCA US LLC 3-Year/36,000-Mile Basic Limited Warranty. See your dealer for a copy of this limited warranty. Excludes normal maintenance and wear items. ⁴Based on latest available competitive information. Class based on light-duty pickups. ⁵No system, no matter how sophisticated, can repeal the laws of physics or overcome careless driving actions. Performance is limited by available traction, which snow, ice and other conditions can affect. When the ESC warning lamp flashes, the driver needs to use less throttle and adapt speed and driving behavior to prevailing road conditions. Always drive carefully, consistent with conditions. Always wear your seat belt. ⁶Based on Standard Pickup class. EPA estimated 28 highway mpg based on EcoDiesel V6 4x2. Actual results may vary. ⁷Based on Class 3 – 5 pickup-based conventional cab chassis. ⁸Based on Class 4 – 5 pickup-based conventional cab chassis. ⁹Based on Class 4 pickup-based conventional cab chassis. ¹⁰Based on Class 5 pickup-based conventional cab chassis. ¹¹Based on latest available competitive information. Class is based on Small Commercial Van segment (Class 1). ¹²Based on size of fuel tank multiplied by highway mpg. Actual mileage may vary. ¹³Based on latest available competitive information. Class is based on Large Commercial Van segment (Class 2). ¹⁴Based on latest available competitive information. Class is Small Commercial Van segment. ¹⁵Based on Standard Pickup class. Fuel economy based on EPA estimated 28 highway mpg on EcoDiesel V6 4x2. Actual results may vary. ¹⁶Based on latest available competitive information. ¹⁷SiriusXM services require subscriptions, sold separately after the 12-month trial included with the new vehicle purchase. If you decide to continue your service at the end of your trial subscription, the plan you choose will automatically renew and bill at then-current rates until you call SiriusXM at 1-866-635-2349 to cancel. Trial service is not transferable or refundable. See SiriusXM Customer Agreement for complete terms at siriusxm.com. All fees and programming subject to change. Our satellite service is available only to those at least 18 and older in the 48 contiguous U.S.A. and DC. Our Sirius satellite service is also available in PR (with coverage limitations). Our Internet radio service is available throughout our satellite service area and in AK and HI. ¹⁸SiriusXM services require subscriptions, sold separately after the 5-year trial included with the new vehicle purchase. If you decide to continue your service at the end of your trial subscription, the plan you choose will automatically renew and bill at then-current rates until you call SiriusXM at 1-866-635-2349 to cancel. Trial service is not transferable or refundable. See SiriusXM Customer Agreement for complete terms at siriusxm.com. All fees and programming subject to change. Our satellite service is available only to those at least 18 and older in the 48 contiguous U.S.A. and DC. Our Sirius satellite service is also available in PR (with coverage limitations). Our Internet radio service is available throughout our satellite service area and in AK and HI. ¹⁹SiriusXM services require subscriptions, sold separately after the 5-year trial included with the new vehicle purchase. Trial service is not transferable or refundable. The SiriusXM Travel Link data displays and individual product availability vary by vehicle hardware. Not all vehicles or devices are capable of receiving all Travel Link services offered by SiriusXM: Weather Forecast, Current Conditions may not be available in all locations; features of individual systems will vary. Images within are for representative purposes only and are not real products. For actual features and images of real products, consult the vehicle manufacturer. SiriusXM is not responsible for any errors or inaccuracies in the SiriusXM Travel Link services or their use. Our satellite service is available only to those at least 18 and older in the 48 contiguous U.S.A. and DC. Our Sirius satellite service is also available in PR (with coverage limitations). Our Internet radio service is available throughout our satellite service area and in AK and HI. ²⁰Uconnect Access is available only on equipped vehicles purchased within the 50 United States. Services can only be used where cellular coverage is available, see coverage map for details. For a complete list of Uconnect Access services, please visit driveuconnect.com/features/uconnect_access/packages. Vehicle must be registered for Uconnect Access and fulfill minimum subscription requirements. ²¹Uconnect Access via Mobile uses your smartphone's existing data plan to access information online. To use Via Mobile, you must have a compatible smartphone (with the Uconnect Access app installed and launched, visit UconnectPhone.com for compatibility) and you must fulfill all Uconnect Access registration and subscription requirements. Some applications must be configured on Mopar Owner Connect and may require an account. Via Mobile is included for five years and begins the day you take delivery of your vehicle. Register as soon as possible. Must be within the 48 contiguous United States, plus Alaska, within active and usable cellular range. ²²Requires a mobile phone equipped with the Bluetooth Hands-Free Profile. Visit UconnectPhone.com for system and device compatibility. ²³Voice Text Reply and Voice Texting features require a compatible mobile device enabled with Bluetooth Message Access Profile (MAP). iPhone and some other smartphones do not currently support Bluetooth MAP. Visit UconnectPhone.com for system and device compatibility. Ensure MAP is ON and incoming message notification is enabled. Vehicle must be registered for Uconnect Access and you must fulfill minimum subscription requirements. Also requires the use of a compatible smartphone that supports text messaging and Bluetooth. Check UconnectPhone.com for device compatibility. ²⁴The Advanced Front Air Bags in this vehicle are certified to the new U.S. federal regulations for advanced air bags. Children 12 years old and younger should always ride buckled up in a rear seat. Infants in rear-facing child restraints should never ride in the front seat of a vehicle with a passenger front air bag. All occupants should always wear their lap and shoulder belts properly. ²⁵Always look before proceeding, electronic drive aid is not a substitute for conscientious driving; always be aware of your surroundings. ²⁶Always sit properly with the head restraint properly adjusted. Never place anything in front of the head restraint. ²⁷ON THE JOB is a retail incentive program; see your dealer for official rules. Inquire about eligibility by calling 877-ONTHEJOB or by logging on to chryslercommercialvehicles.com. The purchaser or lessee must be a qualified commercial customer for more than 30 days prior to the date of the vehicle purchase. An official ON THE JOB Customer Acknowledgment Form must be signed by the customer (provided by the dealer).

About this catalog: Since the time of printing, some of the information you'll find in this catalog may have been updated. Ask your dealer for details. Some of the equipment shown or described throughout this catalog may be available at extra cost. Specifications, descriptions, illustrative materials and all competitive comparisons contained herein are as accurate as known at the time this publication was printed. FCA US LLC reserves the right to discontinue models at any time or change specifications without notice or without incurring obligation. Options may be required in combination with other options. For the price of the model with the equipment you desire, or verification of specifications contained here, see your Ram dealer.

©2015 FCA US LLC. All Rights Reserved. Chrysler, Dodge, Jeep, Ram, Mopar, AllSecure, Big Horn, the BusinessLink design, the CNG design, C/V, HEMI, Laramie, Laramie Longhorn, Mega Cab, Mopar Vehicle Protection, the On The Job design, Outdoorsman, ParkSense, ParkView, Pentastar, Power Wagon, Quad Cab, Ram 1500 Express, RamBox, the Ram's Head logo, Ram ProMaster, Sentry Key, Snow Chief, Tigershark, TorqueFite, Tradesman and Uconnect are registered trademarks and Active-Level, Keyless Enter™ Go, Ram ProMaster City and Ram Work Grade are trademarks of FCA US LLC. Chrysler Capital is a registered trademark of FCA US LLC and licensed to Santander Consumer U.S.A. MultiAir is a registered trademark of C.R.F. Società Consortile per Azioni, used under license by FCA US LLC. Bluetooth is a registered trademark of Bluetooth SIG, Inc. iPhone and iPod are registered trademarks of Apple Inc. Bosch is a registered trademark of Robert Bosch GmbH. Cummins is a registered trademark of Cummins, Inc. AISIN is a registered trademark of Aisin Seiki Co., Ltd. WARN is a registered trademark of Warn Industries, Inc. Mossy Oak is a registered trademark of Haas Outdoors, Inc. Dana is a registered trademark of Dana Holding Corporation. CNH, Case IH and New Holland are registered trademarks of CNH America LLC. DensGlass® is the color GOLD and the Georgia-Pacific logo are trademarks owned by or licensed to Georgia-Pacific Gypsum LLC. Bilstein is a registered trademark of August-Bilstein GmbH & Co. Sirius, XM and all related marks and logos are trademarks of Sirius XM Radio Inc. Paramount Farms and logo are registered trademarks of Paramount Farms International LLC. Katerack is a registered trademark of Dejana Truck & Utility Equipment Co. All rights reserved.